



TG/200/2
 ORIGINAL: English
 DATE: 2016-03-16

INTERNATIONAL UNION FOR THE PROTECTION OF NEW VARIETIES OF PLANTS
 Geneva

<p>BASIL</p> <p>UPOV Code: OCIMU_BAS</p> <p><i>Ocimum basilicum</i> L.</p>

GUIDELINES
FOR THE CONDUCT OF TESTS
FOR DISTINCTNESS, UNIFORMITY AND STABILITY

Alternative Names:^{*}

<i>Botanical name</i>	<i>English</i>	<i>French</i>	<i>German</i>	<i>Spanish</i>
<i>Ocimum basilicum</i> L.	Basil	Basilic	Basilikum	Albahaca

The purpose of these guidelines ("Test Guidelines") is to elaborate the principles contained in the General Introduction (document TG/1/3), and its associated TGP documents, into detailed practical guidance for the harmonized examination of distinctness, uniformity and stability (DUS) and, in particular, to identify appropriate characteristics for the examination of DUS and production of harmonized variety descriptions.

ASSOCIATED DOCUMENTS

These Test Guidelines should be read in conjunction with the General Introduction and its associated TGP documents.

^{*} These names were correct at the time of the introduction of these Test Guidelines but may be revised or updated. [Readers are advised to consult the UPOV Code, which can be found on the UPOV Website (www.upov.int), for the latest information.]

<u>TABLE OF CONTENTS</u>	<u>PAGE</u>
1. SUBJECT OF THESE TEST GUIDELINES.....	3
2. MATERIAL REQUIRED.....	3
3. METHOD OF EXAMINATION.....	3
3.1 NUMBER OF GROWING CYCLES	3
3.2 TESTING PLACE	3
3.3 CONDITIONS FOR CONDUCTING THE EXAMINATION.....	3
3.4 TEST DESIGN.....	3
3.5 ADDITIONAL TESTS.....	3
4. ASSESSMENT OF DISTINCTNESS, UNIFORMITY AND STABILITY	4
4.1 DISTINCTNESS	4
4.2 UNIFORMITY	5
4.3 STABILITY.....	5
5. GROUPING OF VARIETIES AND ORGANIZATION OF THE GROWING TRIAL.....	5
6. INTRODUCTION TO THE TABLE OF CHARACTERISTICS	5
6.1 CATEGORIES OF CHARACTERISTICS	5
6.2 STATES OF EXPRESSION AND CORRESPONDING NOTES	6
6.3 TYPES OF EXPRESSION.....	6
6.4 EXAMPLE VARIETIES.....	6
6.5 LEGEND	7
7. TABLE OF CHARACTERISTICS/TABLEAU DES CARACTÈRES/MERKMALSTABELLE/TABLA DE CARACTERES	8
8. EXPLANATIONS ON THE TABLE OF CHARACTERISTICS.....	12
8.1 EXPLANATIONS COVERING SEVERAL CHARACTERISTICS	12
8.2 EXPLANATIONS FOR INDIVIDUAL CHARACTERISTICS	13
9. LITERATURE	17
10. TECHNICAL QUESTIONNAIRE.....	18

1. Subject of these Test Guidelines

These Test Guidelines apply to all varieties of *Ocimum basilicum* L..

2. Material Required

2.1 The competent authorities decide on the quantity and quality of the plant material required for testing the variety and when and where it is to be delivered. Applicants submitting material from a State other than that in which the testing takes place must ensure that all customs formalities and phytosanitary requirements are complied with.

2.2 The material is to be supplied in the form of rooted young plants in case of vegetatively propagated varieties.

2.3 The minimum quantity of plant material, to be supplied by the applicant, should be:

for seed propagated varieties: 6 gr or at least 4000 seeds
for vegetatively propagated varieties: 40 young plants per growing cycle.

In the case of seed, the seed should meet the minimum requirements for germination, species and analytical purity, health and moisture content, specified by the competent authority.

2.4 The plant material supplied should be visibly healthy, not lacking in vigor, nor affected by any important pest or disease.

2.5 The plant material should not have undergone any treatment which would affect the expression of the characteristics of the variety, unless the competent authorities allow or request such treatment. If it has been treated, full details of the treatment must be given.

3. Method of Examination

3.1 *Number of Growing Cycles*

3.1.1 The minimum duration of tests should normally be two independent growing cycles.

3.1.2 The two independent growing cycles should be in the form of two separate plantings.

3.2 *Testing Place*

Tests are normally conducted at one place. In the case of tests conducted at more than one place, guidance is provided in TGP/9 "Examining Distinctness".

3.3 *Conditions for Conducting the Examination*

The tests should be carried out under conditions ensuring satisfactory growth for the expression of the relevant characteristics of the variety and for the conduct of the examination.

3.4 *Test Design*

3.4.1 In case of seed-propagated varieties: Each test should be designed to result in a total of at least 40 plants which should be divided between at least 2 replicates.

3.4.2 In case of vegetatively propagated varieties: Each test should be designed to result in a total of at least 20 plants, which should be divided between 2 replicates.

3.5 *Additional Tests*

Additional tests, for examining relevant characteristics, may be established.

4. Assessment of Distinctness, Uniformity and Stability

4.1 *Distinctness*

4.1.1 General Recommendations

It is of particular importance for users of these Test Guidelines to consult the General Introduction prior to making decisions regarding distinctness. However, the following points are provided for elaboration or emphasis in these Test Guidelines.

4.1.2 Consistent Differences

The differences observed between varieties may be so clear that more than one growing cycle is not necessary. In addition, in some circumstances, the influence of the environment is not such that more than a single growing cycle is required to provide assurance that the differences observed between varieties are sufficiently consistent. One means of ensuring that a difference in a characteristic, observed in a growing trial, is sufficiently consistent is to examine the characteristic in at least two independent growing cycles.

4.1.3 Clear Differences

Determining whether a difference between two varieties is clear depends on many factors, and should consider, in particular, the type of expression of the characteristic being examined, i.e. whether it is expressed in a qualitative, quantitative, or pseudo-qualitative manner. Therefore, it is important that users of these Test Guidelines are familiar with the recommendations contained in the General Introduction prior to making decisions regarding distinctness.

4.1.4 Number of Plants / Parts of Plants to be Examined

Unless otherwise indicated, for the purposes of distinctness, all observations on single plants should be made on 10 plants or parts taken from each of 10 plants and any other observations made on all plants in the test, disregarding any off-type plants.

4.1.5 Method of Observation

The recommended method of observing the characteristic for the purposes of distinctness is indicated by the following key in the second column of the Table of Characteristics (see document TGP/9 "Examining Distinctness", Section 4 "Observation of characteristics"):

- MG: single measurement of a group of plants or parts of plants
- MS: measurement of a number of individual plants or parts of plants
- VG: visual assessment by a single observation of a group of plants or parts of plants
- VS: visual assessment by observation of individual plants or parts of plants

Type of observation: visual (V) or measurement (M)

"Visual" observation (V) is an observation made on the basis of the expert's judgment. For the purposes of this document, "visual" observation refers to the sensory observations of the experts and, therefore, also includes smell, taste and touch. Visual observation includes observations where the expert uses reference points (e.g. diagrams, example varieties, side-by-side comparison) or non-linear charts (e.g. color charts). Measurement (M) is an objective observation against a calibrated, linear scale e.g. using a ruler, weighing scales, colorimeter, dates, counts, etc.

Type of record: for a group of plants (G) or for single, individual plants (S)

For the purposes of distinctness, observations may be recorded as a single record for a group of plants or parts of plants (G), or may be recorded as records for a number of single, individual plants or parts of plants (S). In most cases, "G" provides a single record per variety and it is not possible or necessary to apply statistical methods in a plant-by-plant analysis for the assessment of distinctness.

In cases where more than one method of observing the characteristic is indicated in the Table of Characteristics (e.g. VG/MG), guidance on selecting an appropriate method is provided in document TGP/9, Section 4.2.

4.2 *Uniformity*

4.2.1 It is of particular importance for users of these Test Guidelines to consult the General Introduction prior to making decisions regarding uniformity. However, the following points are provided for elaboration or emphasis in these Test Guidelines:

4.2.2 The assessment of uniformity for cross-pollinated varieties should be according to the recommendations for cross-pollinated varieties in the General Introduction.

4.2.3 For the assessment of uniformity of vegetatively propagated varieties, a population standard of 1% and an acceptance probability of at least 95 % should be applied. In the case of a sample size of 20 plants, 1 off-type is allowed.

4.3 *Stability*

4.3.1 In practice, it is not usual to perform tests of stability that produce results as certain as those of the testing of distinctness and uniformity. However, experience has demonstrated that, for many types of variety, when a variety has been shown to be uniform, it can also be considered to be stable.

4.3.2 Where appropriate, or in cases of doubt, stability may be further examined by testing a new seed or plant stock to ensure that it exhibits the same characteristics as those shown by the initial material supplied.

5. Grouping of Varieties and Organization of the Growing Trial

5.1 The selection of varieties of common knowledge to be grown in the trial with the candidate varieties and the way in which these varieties are divided into groups to facilitate the assessment of distinctness are aided by the use of grouping characteristics.

5.2 Grouping characteristics are those in which the documented states of expression, even where produced at different locations, can be used, either individually or in combination with other such characteristics: (a) to select varieties of common knowledge that can be excluded from the growing trial used for examination of distinctness; and (b) to organize the growing trial so that similar varieties are grouped together.

5.3 The following have been agreed as useful grouping characteristics:

- (a) Plant: growth habit (characteristic 1)
- (b) Leaf blade: intensity of anthocyanin coloration (characteristic 7)
- (c) Flower: color of corolla (characteristic 19)
- (d) Only seed-propagated varieties: Beginning of flowering (characteristic 21)

5.4 Guidance for the use of grouping characteristics, in the process of examining distinctness, is provided through the General Introduction and document TGP/9 "Examining Distinctness".

6. Introduction to the Table of Characteristics

6.1 *Categories of Characteristics*

6.1.1 Standard Test Guidelines Characteristics

Standard Test Guidelines characteristics are those which are approved by UPOV for examination of DUS and from which members of the Union can select those suitable for their particular circumstances.

6.1.2 Asterisked Characteristics

Asterisked characteristics (denoted by *) are those included in the Test Guidelines which are important for the international harmonization of variety descriptions and should always be examined for DUS

and included in the variety description by all members of the Union, except when the state of expression of a preceding characteristic or regional environmental conditions render this inappropriate.

6.2 *States of Expression and Corresponding Notes*

6.2.1 States of expression are given for each characteristic to define the characteristic and to harmonize descriptions. Each state of expression is allocated a corresponding numerical note for ease of recording of data and for the production and exchange of the description.

6.2.2 In the case of qualitative and pseudo-qualitative characteristics (see Chapter 6.3), all relevant states of expression are presented in the characteristic. However, in the case of quantitative characteristics with 5 or more states, an abbreviated scale may be used to minimize the size of the Table of Characteristics. For example, in the case of a quantitative characteristic with 9 states, the presentation of states of expression in the Test Guidelines may be abbreviated as follows:

State	Note
small	3
medium	5
large	7

However, it should be noted that all of the following 9 states of expression exist to describe varieties and should be used as appropriate:

State	Note
very small	1
very small to small	2
small	3
small to medium	4
medium	5
medium to large	6
large	7
large to very large	8
very large	9

6.2.3 Further explanation of the presentation of states of expression and notes is provided in document TGP/7 "Development of Test Guidelines".

6.3 *Types of Expression*

An explanation of the types of expression of characteristics (qualitative, quantitative and pseudo-qualitative) is provided in the General Introduction.

6.4 *Example Varieties*

Where appropriate, example varieties are provided to clarify the states of expression of each characteristic.

6.5 *Legend*

- | | | |
|----------------|-----------------------------------|---------------------|
| (*) | Asterisk characteristic | – see Chapter 6.1.2 |
| QL | Qualitative characteristic | – see Chapter 6.3 |
| QN | Quantitative characteristic | – see Chapter 6.3 |
| PQ | Pseudo-qualitative characteristic | – see Chapter 6.3 |
| MG, MS, VG, VS | | – see Chapter 4.1.5 |
- (a)-(b) See Explanations on the Table of Characteristics in Chapter 8.1
- (+) See Explanations on the Table of Characteristics in Chapter 8.2

7. Table of Characteristics/Tableau des caractères/Merkmalstabelle/Tabla de caracteres

	English	français	deutsch	español	Example Varieties Exemples Beispielssorten Variedades ejemplo	Note/ Nota
1. (*)(+)	VG Plant: growth habit	Plante: port	Pflanze: Wuchsform	Planta: hábito de crecimiento		
PQ	upright	dressé	aufrecht	erguida	Grand vert	1
	upright to semi upright	dressé à demi-dressé	aufrecht bis halbaufrecht	erguida a semierguida		2
	semi upright	demi-dressé	halbaufrecht	semi erguida	Fin vert nain compact	3
2. (*)(+)	VG Plant: height	Plante: hauteur	Pflanze: Höhe	Planta: altura		
QN	short	basse	niedrig	baja	Fin vert nain compact	3
	medium	moyenne	mittel	mediana	Marian	5
	tall	haute	hoch	alta	Bonazza, Grand vert	7
3. (+)	VG Stem: anthocyanin coloration	Tige: pigmentation anthocyanique	Trieb: Anthocyanfärbung	Tallo: pigmentación antocianica		
QN	absent or very weak	nulle ou très faible	fehlend oder sehr gering	ausente o muy débil	Grand vert	1
	weak	faible	gering	débil	Magic White	3
	medium	moyenne	mittel	media	Pesto Perpetuo	5
	strong	forte	stark	fuerte	Ararat	7
	very strong	très forte	sehr stark	muy fuerte	Osmin, Rosie	9
4. (*)(+)	VG Leaf blade: shape	Limbe: forme	Blattspreite: Form	Limbo: forma		
PQ (a)	broad ovate	ovale large	breit eiförmig	oval ancho	Géant Mammoth, Italian large leaf	1
	medium ovate	ovale moyenne	mittel eiförmig	oval medio	Baroness, Marian	2
	medium elliptic	elliptique moyenne	mittel elliptisch	elíptico medio	Ararat, Keskenylevelü, Magic White, Piccolino, Rudy	3
	narrow elliptic	elliptique étroite	schmal elliptisch	elíptico estrecho	Fin vert nain compact	4
5. VG/MS	Leaf blade: length	Limbe: longueur	Blattspreite: Länge	Limbo: longitud		
QN (a)	very short	très court	sehr kurz	muy corto	Fin vert nain compact	1
	short	court	kurz	corto	Pesto Perpetuo	3
	medium	moyen	mittel	medio	Baroness, Bonazza, Edwina, Osmin	5
	long	long	lang	largo	Basinova, Eowyn, Mammoth	7
6. VG/MS	Leaf blade: width	Limbe: largeur	Blattspreite: Breite	Limbo: anchura		
QN (a)	very narrow	très étroit	sehr schmal	muy estrecho	Fin vert nain compact	1
	narrow	étroit	schmal	estrecho	Keskenylevelü, Pesto Perpetuo, Piccolino	3
	medium	moyen	mittel	medio	Baroness, Bonazza	5
	broad	large	breit	ancho	Basinova	7

	English	français	deutsch	español	Example Varieties Exemples Beispielssorten Variedades ejemplo	Note/ Nota
7. (*)	VG Leaf blade: intensity of anthocyanin coloration	Limbe: intensité de la pigmentation anthocyanique	Blattspreite: Intensität der Anthocyanfärbung	Limbo: intensidad de la pigmentación antocianica		
QN (a)	absent or very weak	nulle ou très faible	fehlend oder sehr gering	ausente o muy débil	Bonazza, Edwina, Grand vert	1
	weak	faible	gering	débil		3
	medium	moyenne	mittel	media	Ararat	5
	strong	forte	stark	fuerte	Osmin	7
	very strong	très forte	sehr stark	muy fuerte	Purple Ruffles	9
8. (*) (+)	VG Leaf blade: distribution of anthocyanin coloration	Limbe: distribution de la pigmentation anthocyanique	Blattspreite: Verteilung der Anthocyanfärbung	Limbo: distribución de la pigmentación antocianica		
PQ (a)	mainly along veins	principalement le long des nervures	hauptsächlich entlang Adern	principalmente a lo largo de nervios	Feronia	1
	on basal part	sur la partie basale	am basalen Teil	en la parte basal	Wild Magic	2
	on basal and central part	sur la partie basale et la partie centrale	am basalen und mittleren Teil	en las partes basal y central	Lhasa	3
	throughout	partout	überall	en la totalidad	Osmin, Purple Ruffles, Rosie	4
9. (*)	VG Leaf blade: intensity of green color	Limbe: intensité de la couleur verte	Blattspreite: Intensität der Grünfärbung	Limbo: intensidad del color verde		
QN (a)	light	vert clair	hell	claro		1
	medium	vert moyen	mittel	medio	Baroness	3
	dark	vert foncé	dunkel	oscuro	Bajazzo, Gustosa	5
10.	VG Leaf blade: glossiness	Limbe: brillance	Blattspreite: Glanz	Limbo: brillo		
QN (a)	weak	faible	gering	débil	Magic White	3
	medium	moyenne	mittel	medio	Ararat, Bonazza, Osmin	5
	strong	forte	stark	fuerte	Edwina, Rudy	7
11. (*)	VG Leaf blade: blistering	Limbe: cloqure	Blattspreite: Blasigkeit	Limbo: abullonado		
QN (a)	absent or very weak	nulle ou très faible	fehlend oder sehr gering	ausente o muy débil	Piccolino, Siam Queen	1
	weak	faible	gering	débil	Osmin	3
	medium	moyenne	mittel	medio	Baroness, Grand vert	5
	strong	forte	stark	fuerte	Basinova, Gustosa, Purple Ruffles	7
12. (*) (+)	VG Leaf blade: profile in cross section	Limbe: profil en section transversale	Blattspreite: Profil im Querschnitt	Limbo: perfil en sección transversal		
PQ (a)	convex	convexe	konvex	convexo	Basinova, Edwina, Grand vert	1
	flat	plat	flach	plano	Osmin, Piccolino	2
	concave	concave	konkav	cóncavo		3
	v-shaped	en forme de V	v-förmig	en forma de V	Marian	4

	English	français	deutsch	español	Example Varieties Exemples Beispielssorten Variedades ejemplo	Note/ Nota
13.	VG	Leaf blade: serration of margin	Limbe: dentelure du bord	Blattspreite: Randeinschnitte	Limbo: serrado del borde	
QN	(a)	absent or very weak	absente ou très faible	fehlend oder sehr gering	ausente o muy débil	Piccolino 1
		weak	faible	gering	débil	Basinova, Bonazza 3
		medium	moyenne	mittel	medio	Ararat, Osmin, Rosie 5
		strong	forte	stark	fuerte	Serata 7
		very strong	très forte	sehr stark	muy fuerte	Purple Ruffles 9
14.	VG	Leaf blade: undulation of margin	Limbe: ondulation du bord	Blattspreite: Randwellung	Limbo: ondulación del margen	
QN	(a)	absent or very weak	absente ou très faible	fehlend oder sehr gering	ausente o muy débil	Basinova, Edwina, Grand vert, Marian, Piccolino 1
		weak	faible	gering	débil	3
		medium	moyenne	mittel	media	Serata 5
		strong	forte	stark	fuerte	Purple Ruffles 7
15.	VG/MS	Petiole: length	Pétiole: longueur	Blattstiel: Länge	Pecíolo: longitud	
QN	(a)	short	court	kurz	corto	Piccolino 1
		medium	moyen	mittel	medio	Bavires 2
		long	long	lang	largo	Mammolo 3
16.	VG/MS	Flowering stem: length	Tige florale: longueur	Blütentrieb: Länge	Tallo floral: longitud	
QN	(b)	short	courte	kurz	corto	Piccolino 3
		medium	moyenne	mittel	medio	Osmin, Rudy 5
		long	longue	lang	largo	Bavires, Bonazza, Edwina 7
17.	VG/MS	Flowering stem: length of internodes	Tige florale: longueur des entre-nœuds	Blütentrieb: Länge der Internodien	Tallo floral: longitud de los entrenudos	
QN	(b)	short	courte	kurz	cortos	Piccolino 3
		medium	moyenne	mittel	medios	Bavires, Bonazza, Grand vert, Gustosa, Osmin, Rosie 5
		long	longue	lang	largos	7
18.	VG	Flower: hairiness of upper sepal	Fleur: pilosité du sépale supérieur	Blüte: Behaarung des oberen Kelchblatts	Flor: velloso del sépalo superior	
QN	(b)	weak	faible	gering	débil	Grand vert 1
		medium	moyenne	mittel	media	Thailandais à petites feuilles 2
		strong	forte	stark	fuerte	Osmin 3

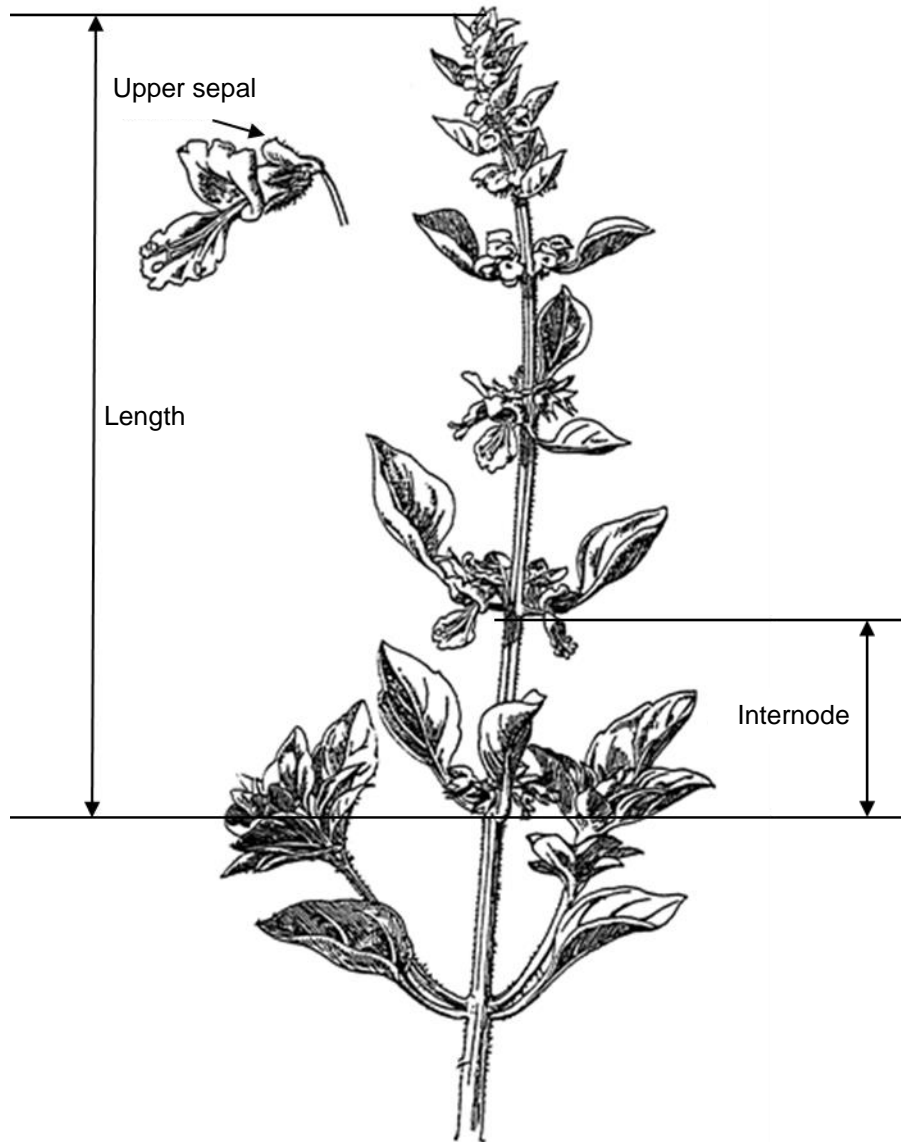
	English	français	deutsch	español	Example Varieties Exemples Beispielssorten Variedades ejemplo	Note/ Nota
19. (*)	VG	Flower: color of corolla	Fleur: couleur de la corolle	Blüte: Farbe der Krone	Flor: color de la corola	
PQ	white	blanc	weiß	blanco	Bavires, Edwina, Grand vert, Marian, Pesto Perpetuo	1
	pink	rose	rosa	rosa	Red Arrow	2
	light violet	violet clair	hellviolett	violeta claro	Ararat, Rosie	3
	dark violet	violet foncé	dunkelviolett	violeta oscuro	Crimson, Osmin	4
20. (*)	VG	Flower: color of style	Fleur: couleur du style	Blüte: Farbe des Griffels	Flor: color del estilo	
PQ	white	blanc	weiß	blanco	Edwina, Marian, Piccolino	1
	light violet	violet clair	hellviolett	violeta claro	Magic White, Opal	2
	dark violet	violet foncé	dunkelviolett	violeta oscuro	Ararat, Rosie	3
21. (*) (+)	MG	Only seed-propagated varieties: Beginning of flowering	Variétés reproduites par voie sexuée seulement: Époque de début de la floraison	Nur bei samenvermehrten Sorten: Blühbeginn	Solo variedades propagadas por semilla: Comienzo de la floración	
QN	very early	très précoce	sehr früh	muy temprano		1
	early	précoce	früh	temprano	Keskenylevelü, Piccolino	3
	medium	intermédiaire	mittel	intermedio	Grand vert, Mammolo, Marian	5
	late	tardive	spät	tardío		7
	very late	très tardive	sehr spät	muy tardío	Purple Ruffles	9

8. Explanations on the Table of Characteristics

8.1 *Explanations covering several characteristics*

Characteristics containing the following key in the second column of the Table of Characteristics should be examined as indicated below:

- (a) Observations should be made on fully developed outer leaves from the middle part of the plant.
- (b)



8.2 Explanations for individual characteristics

Ad. 1: Plant: growth habit

Observations should be done on fully developed plants before elongation of the flowering stems.



1
upright



3
semi upright


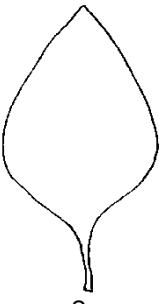
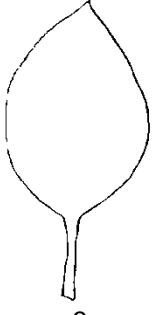
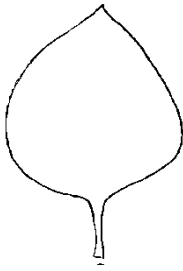
Ad. 2: Plant: height

The plant height should be observed on fully developed plants including the flowering stems.

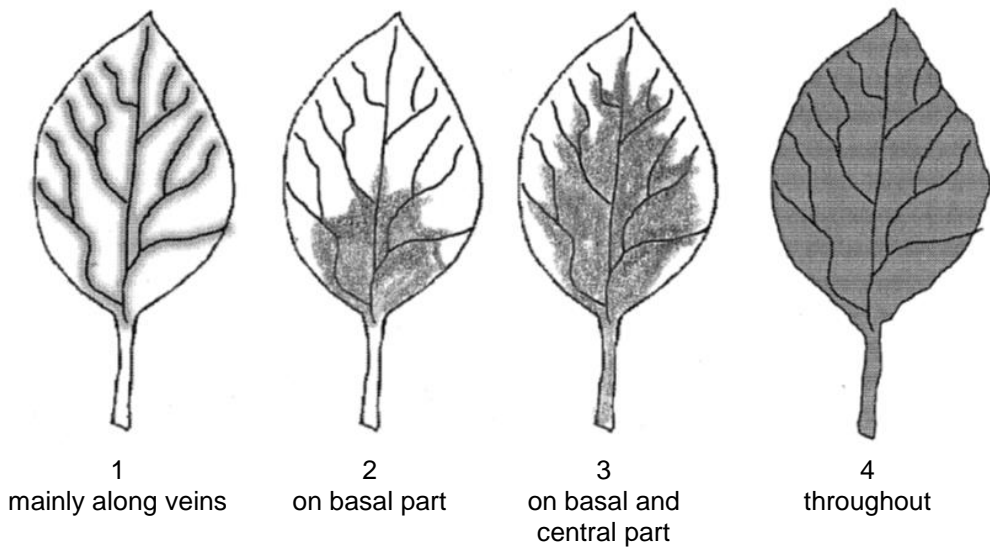
Ad. 3: Stem: anthocyanin coloration

The anthocyanin coloration should be observed on the main stem of fully developed plants before elongation of the flowering stems.


Ad. 4: Leaf blade: shape

		← broadest part →		
		below middle	at middle	
→ narrow (high) width (ratio length/width) broad (low)←			4 narrow elliptic	
		2 medium ovate		3 medium elliptic
		1 broad ovate		


Ad. 8: Leaf blade: distribution of anthocyanin coloration



Ad. 12: Leaf blade: profile in cross section



Ad. 13: Leaf blade: serration of margin



Ad. 16: Flowering stem: length

The length is observed on the main flowering stem.

Ad. 17: Flowering stem: length of internodes

The length of the internodes is observed as an average of all internodes on the main flowering stem.

Ad. 21: Only seed-propagated varieties: Beginning of flowering

The time of beginning of flowering is when the first flower has fully opened on 10% of the plants.

9. Literature

Dachler M., Pelzmann H., 1999: Arznei- und Gewürzpflanzen, Österreichischer Agrarverlag, 2. Auflage, Klosterneuburg, AT.

Debaggio T., Belsinger S., 1942: Basil, An Herb Lover's Guide. Ed. Interwave Press. 144p.

Heeger E.F., 1989: Handbuch des Arznei- und Gewürzpflanzenbaues, VEB Deutscher Landwirtschaftsverlag Berlin

Vilmorin Andrieux, 1989: Les plantes potagères, description et culture des principaux légumes des climats tempérés, Les édition 1900.

Vogel G., 1996: Handbuch des speziellen Gemüsebaues, Ulmer Verlag, Stuttgart, DE

Weymar, 1961: Buch der Lippenblütler und Rauhblattgewächse, Verlag Neumann Berlin und Radebeul, DE

10. Technical Questionnaire

TECHNICAL QUESTIONNAIRE	Page {x} of {y}	Reference Number:
-------------------------	-----------------	-------------------

	Application date: (not to be filled in by the applicant)
--	---

TECHNICAL QUESTIONNAIRE
to be completed in connection with an application for plant breeders' rights

1. Subject of the Technical Questionnaire

1.1 Botanical name

1.2 Common name

2. Applicant

Name

Address

Telephone No.

Fax No.

E-mail address

Breeder (if different from applicant)

3. Proposed denomination and breeder's reference

Proposed denomination
(if available)

Breeder's reference

TECHNICAL QUESTIONNAIRE	Page {x} of {y}	Reference Number:
-------------------------	-----------------	-------------------

#4. Information on the breeding scheme and propagation of the variety

4.1 Breeding scheme

Variety resulting from:

4.1.1 Crossing

- (a) controlled cross []
(please state parent varieties)

(.....) x (.....)
female parent male parent

- (b) partially known cross []
(please state known parent variety(ies))

(.....) x (.....)
female parent male parent

- (c) unknown cross []

4.1.2 Mutation []
(please state parent variety)

.....

4.1.3 Discovery and development []
(please state where and when discovered and how developed)

.....

4.1.4 Other []
(please provide details)

.....

Authorities may allow certain of this information to be provided in a confidential section of the Technical Questionnaire.

4.2 Method of propagating the variety

4.2.1 Seed-propagated varieties

- (a) Cross-pollination
- (b) Other []
(please provide details)

[]

4.2.2 Vegetatively propagated varieties

- (a) Cuttings
- (b) Other []
(please provide details)

[]

4.2.3 Other []
(please provide details)

[]

TECHNICAL QUESTIONNAIRE	Page {x} of {y}	Reference Number:
-------------------------	-----------------	-------------------

5. Characteristics of the variety to be indicated (the number in brackets refers to the corresponding characteristic in Test Guidelines; please mark the note which best corresponds).

Characteristics	Example Varieties	Note
5.1 Plant: growth habit (1)		
upright	Grand vert	1[]
upright to semi upright		2[]
semi upright	Fin vert nain compact	3[]
5.2 Leaf blade: shape (4)		
broad ovate	Géant Mammouth, Italian large leaf	1[]
medium ovate	Baroness, Marian	2[]
medium elliptic	Ararat, Keskenylevelü, Magic White, Piccolino, Rudy	3[]
narrow elliptic	Fin vert nain compact	4[]
5.3 Leaf blade: intensity of anthocyanin coloration (7)		
absent or very weak	Bonazza, Edwina, Grand vert	1[]
very weak		2[]
weak		3[]
weak to medium		4[]
medium	Ararat	5[]
medium to strong		6[]
strong	Osmin	7[]
strong to very strong		8[]
very strong	Purple Ruffles	9[]
5.4 Flower: color of corolla (19)		
white	Bavires, Edwina, Grand vert, Marian, Pesto Perpetuo	1[]
pink	Red Arrow	2[]
light violet	Ararat, Rosie	3[]
dark violet	Crimson, Osmin	4[]

TECHNICAL QUESTIONNAIRE	Page {x} of {y}	Reference Number:
-------------------------	-----------------	-------------------

Characteristics	Example Varieties	Note
5.5 (21) Only seed-propagated varieties: Beginning of flowering		
very early		1[]
very early to early		2[]
early	Keskenylevelü, Piccolino	3[]
early to medium		4[]
medium	Grand vert, Mammolo, Marian	5[]
medium to late		6[]
late		7[]
late to very late		8[]
very late	Purple Ruffles	9[]

TECHNICAL QUESTIONNAIRE	Page {x} of {y}	Reference Number:
-------------------------	-----------------	-------------------

6. Similar varieties and differences from these varieties

Please use the following table and box for comments to provide information on how your candidate variety differs from the variety (or varieties) which, to the best of your knowledge, is (or are) most similar. This information may help the examination authority to conduct its examination of distinctness in a more efficient way.

Denomination(s) of variety(ies) similar to your candidate variety	Characteristic(s) in which your candidate variety differs from the similar variety(ies)	Describe the expression of the characteristic(s) for the similar variety(ies)	Describe the expression of the characteristic(s) for your candidate variety
<i>Example</i>	<i>Leaf blade: length</i>	<i>long</i>	<i>medium</i>
Comments:			

TECHNICAL QUESTIONNAIRE	Page {x} of {y}	Reference Number:
-------------------------	-----------------	-------------------

#7. Additional information which may help in the examination of the variety

7.1 In addition to the information provided in sections 5 and 6, are there any additional characteristics which may help to distinguish the variety?

Yes [] No []

(If yes, please provide details)

7.2 Are there any special conditions for growing the variety or conducting the examination?

Yes [] No []

(If yes, please provide details)

7.3 Other information

8. Authorization for release

(a) Does the variety require prior authorization for release under legislation concerning the protection of the environment, human and animal health?

Yes [] No []

(b) Has such authorization been obtained?

Yes [] No []

If the answer to (b) is yes, please attach a copy of the authorization.

Authorities may allow certain of this information to be provided in a confidential section of the Technical Questionnaire.

TECHNICAL QUESTIONNAIRE	Page {x} of {y}	Reference Number:
-------------------------	-----------------	-------------------

9. Information on plant material to be examined or submitted for examination

9.1 The expression of a characteristic or several characteristics of a variety may be affected by factors, such as pests and disease, chemical treatment (e.g. growth retardants or pesticides), effects of tissue culture, different rootstocks, scions taken from different growth phases of a tree, etc.

9.2 The plant material should not have undergone any treatment which would affect the expression of the characteristics of the variety, unless the competent authorities allow or request such treatment. If the plant material has undergone such treatment, full details of the treatment must be given. In this respect, please indicate below, to the best of your knowledge, if the plant material to be examined has been subjected to:

- | | | |
|---|---------|--------|
| (a) Microorganisms (e.g. virus, bacteria, phytoplasma) | Yes [] | No [] |
| (b) Chemical treatment (e.g. growth retardant, pesticide) | Yes [] | No [] |
| (c) Tissue culture | Yes [] | No [] |
| (d) Other factors | Yes [] | No [] |

Please provide details for where you have indicated "yes".

.....

9.3 Has the plant material to be examined been tested for the presence of virus or other pathogens?

Yes []

(please provide details as specified by the Authority)

No []

10. I hereby declare that, to the best of my knowledge, the information provided in this form is correct:

Applicant's name

Signature

Date

[End of document]