



TG/26/5 Corr. 2 Rev. Corr.

ORIGINAL: English

DATE: 2006-04-05 + 2008-08-15
+ 2010-03-16 + 2020-12-17
+ 2022-10-25

INTERNATIONAL UNION FOR THE PROTECTION OF NEW VARIETIES OF PLANTS
GENEVA

<p>CHRYSANTHEMUM</p> <p>UPOV Codes: CHRYS</p> <p><i>Chrysanthemum</i> L.</p>

GUIDELINES

FOR THE CONDUCT OF TESTS

FOR DISTINCTNESS, UNIFORMITY AND STABILITY

Alternative Names:*

<i>Botanical name</i>	<i>English</i>	<i>French</i>	<i>German</i>	<i>Spanish</i>
<i>Chrysanthemum</i> L.	Chrysanthemum	Chrysanthème	Chrysantheme	Crisantemo

The purpose of these guidelines (“Test Guidelines”) is to elaborate the principles contained in the General Introduction (document TG/1/3), and its associated TGP documents, into detailed practical guidance for the harmonized examination of distinctness, uniformity and stability (DUS) and, in particular, to identify appropriate characteristics for the examination of DUS and production of harmonized variety descriptions.

ASSOCIATED DOCUMENTS

These Test Guidelines should be read in conjunction with the General Introduction and its associated TGP documents.

Other associated UPOV documents:

TG/222: *Argyranthemum* (*Argyranthemum frutescens* (L.) Schultz-Bip. (*Chrysanthemum frutescens* L.))

* These names were correct at the time of the introduction of these Test Guidelines but may be revised or updated. [Readers are advised to consult the UPOV Code, which can be found on the UPOV Website (www.upov.int), for the latest information.]

<u>TABLE OF CONTENTS</u>	<u>PAGE</u>
1. SUBJECT OF THESE TEST GUIDELINES	3
2. MATERIAL REQUIRED	3
3. METHOD OF EXAMINATION.....	3
3.1 Number of Growing Cycles	3
3.2 Testing Place	3
3.3 Conditions for Conducting the Examination.....	3
3.4 Test Design	4
3.5 Number of Plants / Parts of Plants to be Examined.....	4
3.6 Additional Tests	4
4. ASSESSMENT OF DISTINCTNESS, UNIFORMITY AND STABILITY	4
4.1 Distinctness	4
4.2 Uniformity.....	5
4.3 Stability	5
5. GROUPING OF VARIETIES AND ORGANIZATION OF THE GROWING TRIAL	5
6. INTRODUCTION TO THE TABLE OF CHARACTERISTICS	6
6.1 Categories of Characteristics.....	6
6.2 States of Expression and Corresponding Notes.....	7
6.3 Types of Expression	7
6.4 Example Varieties	7
6.5 Legend.....	7
7. TABLE OF CHARACTERISTICS/TABLEAU DES CARACTÈRES/MERKMALSTABELLE/TABLA DE CARACTERES.....	8
8. EXPLANATIONS ON THE TABLE OF CHARACTERISTICS	38
8.1 Explanations covering several characteristics	38
8.2 Explanations for individual characteristics	39
9. LITERATURE	57
10. TECHNICAL QUESTIONNAIRE.....	58

1. Subject of these Test Guidelines

These Test Guidelines apply to all varieties of *Chrysanthemum* L.

2. Material Required

2.1 The competent authorities decide on the quantity and quality of the plant material required for testing the variety and when and where it is to be delivered. Applicants submitting material from a State other than that in which the testing takes place must ensure that all customs formalities and phytosanitary requirements are complied with.

2.2 The material is to be supplied in the form of unrooted cuttings.

2.3 The minimum quantity of plant material, to be supplied by the applicant, should be:

20 unrooted cuttings.

2.4 The plant material supplied should be visibly healthy, not lacking in vigor, nor affected by any important pest or disease.

2.5 The plant material should not have undergone any treatment which would affect the expression of the characteristics of the variety, unless the competent authorities allow or request such treatment. If it has been treated, full details of the treatment must be given.

3. Method of Examination

3.1 *Number of Growing Cycles*

The minimum duration of tests should normally be a single growing cycle.

3.2 *Testing Place*

Tests are normally conducted at one place. In the case of tests conducted at more than one place, guidance is provided in TGP/9 “Examining Distinctness”.

3.3 *Conditions for Conducting the Examination*

3.3.1 The tests should be carried out under conditions ensuring satisfactory growth for the expression of the relevant characteristics of the variety and for the conduct of the examination. In particular, growth regulators should not be used. Varieties should be disbudded if bred for such use, but where necessary, in the case of dual purpose varieties, distinctness should also be checked on non-disbudded plants.

3.3.2 Unless otherwise indicated, the optimum stage of development for the assessment of the characteristics is the time of full flowering

3.3.3 Because daylight varies, color determinations made against a color chart should be made either in a suitable cabinet providing artificial daylight or in the middle of the day in a room without direct sunlight. The spectral distribution of the illuminant for artificial daylight should conform with the CIE Standard of Preferred Daylight D 6500 and should fall within

the tolerances set out in the British Standard 950, Part I. These determinations should be made with the plant part placed against a white background.

3.4 *Test Design*

3.4.1 Each test should be designed to result in a total of at least 20 plants.

3.4.2 The design of the tests should be such that plants or parts of plants may be removed for measurement or counting without prejudice to the observations which must be made up to the end of the growing cycle.

3.5 *Number of Plants / Parts of Plants to be Examined*

Unless otherwise indicated, all observations on single plants should be made on 10 plants or parts taken from each of 10 plants and any other observations made on all plants in the test.

3.6 *Additional Tests*

Additional tests, for examining relevant characteristics, may be established.

4. Assessment of Distinctness, Uniformity and Stability

4.1 *Distinctness*

4.1.1 General Recommendations

It is of particular importance for users of these Test Guidelines to consult the General Introduction prior to making decisions regarding distinctness. However, the following points are provided for elaboration or emphasis in these Test Guidelines.

4.1.2 Consistent Differences

The differences observed between varieties may be so clear that more than one growing cycle is not necessary. In addition, in some circumstances, the influence of the environment is not such that more than a single growing cycle is required to provide assurance that the differences observed between varieties are sufficiently consistent. One means of ensuring that a difference in a characteristic, observed in a growing trial, is sufficiently consistent is to examine the characteristic in at least two independent growing cycles.

4.1.3 Clear Differences

Determining whether a difference between two varieties is clear depends on many factors, and should consider, in particular, the type of expression of the characteristic being examined, i.e. whether it is expressed in a qualitative, quantitative, or pseudo-qualitative manner. Therefore, it is important that users of these Test Guidelines are familiar with the recommendations contained in the General Introduction prior to making decisions regarding distinctness.

4.2 *Uniformity*

4.2.1 It is of particular importance for users of these Test Guidelines to consult the General Introduction prior to making decisions regarding uniformity. However, the following points are provided for elaboration or emphasis in these Test Guidelines:

4.2.2 For the assessment of uniformity of vegetatively propagated varieties, a population standard of 1% and an acceptance probability of at least 95 % should be applied. In the case of a sample size of 20 plants, 1 off-type is allowed.

4.3 *Stability*

4.3.1 In practice, it is not usual to perform tests of stability that produce results as certain as those of the testing of distinctness and uniformity. However, experience has demonstrated that, for many types of variety, when a variety has been shown to be uniform, it can also be considered to be stable.

4.3.2 Where appropriate, or in cases of doubt, stability may be tested, either by growing a further generation, or by testing a new plant stock to ensure that it exhibits the same characteristics as those shown by the previous material supplied.

5. Grouping of Varieties and Organization of the Growing Trial

5.1 The selection of varieties of common knowledge to be grown in the trial with the candidate varieties and the way in which these varieties are divided into groups to facilitate the assessment of distinctness are aided by the use of grouping characteristics.

5.2 Grouping characteristics are those in which the documented states of expression, even where produced at different locations, can be used, either individually or in combination with other such characteristics: (a) to select varieties of common knowledge that can be excluded from the growing trial used for examination of distinctness; and (b) to organize the growing trial so that similar varieties are grouped together.

5.3 The following have been agreed as useful grouping characteristics:

- (a) Plant: type (characteristic 2)
- (b) Flower head: type (characteristic 30)
- (c) Excluding double and daisy-eyed double varieties: Disc: type (characteristic 31)
- (d) Ray floret: number of colors of inner side (characteristic 62)

- (e) Ray floret: main color of inner side (characteristic 63) with the following groups:
- Gr. 1: white
 - Gr. 2: off-white
 - Gr. 3: yellow
 - Gr. 4: bronze
 - Gr. 5: orange
 - Gr. 6: orange pink
 - Gr. 7: pink
 - Gr. 8: red
 - Gr. 9: red purple
 - Gr. 10: purple
 - Gr. 11: green
- (f) Ray floret: second color of inner side (characteristic 64) with the following groups:
- Gr. 1: white
 - Gr. 2: off-white
 - Gr. 3: yellow
 - Gr. 4: bronze
 - Gr. 5: orange
 - Gr. 6: orange pink
 - Gr. 7: pink
 - Gr. 8: red
 - Gr. 9: red purple
 - Gr. 10: purple
 - Gr. 11: green

5.4 Guidance for the use of grouping characteristics, in the process of examining distinctness, is provided through the General Introduction.

6. Introduction to the Table of Characteristics

6.1 *Categories of Characteristics*

6.1.1 Standard Test Guidelines Characteristics

Standard Test Guidelines characteristics are those which are approved by UPOV for examination of DUS and from which members of the Union can select those suitable for their particular circumstances.

6.1.2 Asterisked Characteristics

Asterisked characteristics (denoted by *) are those included in the Test Guidelines which are important for the international harmonization of variety descriptions and should always be examined for DUS and included in the variety description by all members of the Union, except when the state of expression of a preceding characteristic or regional environmental conditions render this inappropriate.

6.2 *States of Expression and Corresponding Notes*

States of expression are given for each characteristic to define the characteristic and to harmonize descriptions. Each state of expression is allocated a corresponding numerical note for ease of recording of data and for the production and exchange of the description.

6.3 *Types of Expression*

An explanation of the types of expression of characteristics (qualitative, quantitative and pseudo-qualitative) is provided in the General Introduction.

6.4 *Example Varieties*

Where appropriate, example varieties are provided to clarify the states of expression of each characteristic.

6.5 *Legend*

(*) Asterisked characteristic – see Chapter 6.1.2

QL: Qualitative characteristic – see Chapter 6.3

QN: Quantitative characteristic – see Chapter 6.3

PQ: Pseudo-qualitative characteristic – see Chapter 6.3

(a)-(h) See Explanations on the Table of Characteristics in Chapter 8.1

(+) See Explanations on the Table of Characteristics in Chapter 8.2

7. Table of Characteristics/Tableau des caractères/Merkmalstabelle/Tabla de caracteres

	English	français	deutsch	español	Example Varieties/ Exemples/ Beispielssorten/ Variedades ejemplo	Note/ Nota
1. (* (*)	Plant: height	Plante: hauteur	Pflanze: Höhe	Planta: altura		
QN	(a) short	basse	niedrig	corta	Machismo Time	3
	medium	moyenne	mittel	media	Dekyen	5
	tall	haute	hoch	alta	Figrand	7
2. (* (+)	Plant: type	Plante: type	Pflanze: Typ	Planta: tipo		
QL	(a) non bushy	non buissonnant	nicht buschig	no arbustivo	Anastasia, Boulou, Casmò, Reagan	1
	bushy	buissonnant	buschig	arbustivo	Elda White, Golden Mariyo, Guitpolin, Tripoli	2
3. (* (+)	<u>Only bushy varieties:</u> Plant: growth habit	<u>Variétés buissonnantes seulement:</u> Plante: port	<u>Nur buschige Sorten:</u> Pflanze: Wuchsform	<u>Únicamente variedades arbustivas:</u> Planta: porte		
PQ	(a) upright	dressée	aufrecht	erecta	Golden Mariyo	1
	semi upright	demi-dressée	halbaufrecht	semierecta	Veria Dark	2
	hemispherical	hémisphérique	halbkugelförmig	hemisférica	Elda White	3
	spreading	étalée	breitwüchsig	extendida		4
	trailing	rampante	herunterhängend	rastrera	Fancy That	5
4.	<u>Only bushy varieties:</u> Plant: density of branching	<u>Variétés buissonnantes seulement:</u> Plante: densité des ramifications	<u>Nur buschige Sorten:</u> Pflanze: Dichte der Verzweigung	<u>Únicamente variedades arbustivas:</u> Planta: densidad de la ramificación		
QN	(a) sparse	faible	locker	baja	Golden Mariyo	3
	medium	moyenne	mittel	media	Veria Dark	5
	dense	dense	dicht	alta	Elda White	7

	English	français	deutsch	español	Example Varieties/ Exemples/ Beispielssorten/ Variedades ejemplo	Note/ Nota
5.	Stem: color	Tige: couleur	Trieb: Farbe	Tallo: color		
PQ	(a) green	verte	grün	verde	Yoko Ono	1
	(b) green tinged with purple or brown	verte teintée de pourpre ou de brun	grün meliert mit purpurn oder braun	verde teñido de púrpura o marrón	Fancy That	2
	brown	brun	braun	marrón		3
	purple	pourpre	purpurn	púrpura	Vymini	4
6.	Stipule: size	Stipule: taille	Nebenblatt: Größe	Estípula: tamaño		
QN	(a) absent or very small	absente ou très petite	fehlend oder sehr klein	ausente o muy pequeña	Zeemimosa	1
	(b) small	petite	klein	pequeña	Vymini	3
	medium	moyenne	mittel	media	Yoko Ono	5
	large	grande	groß	grande	Orinocco	7
7.	Petiole: attitude	Pétiole: port	Blattstiel: Haltung	Pecíolo: porte		
	(+)					
QN	(a) very strongly upwards	très dressé	sehr stark aufwärts gerichtet	fuertemente ascendente	Rex	1
	(c) moderately upwards	moyennement dressé	leicht aufwärts gerichtet	moderadamente ascendente	Dekyen	3
	horizontal	horizontal	waagrecht	horizontal	Boris Becker	5
	moderately downwards	moyennement retombant	leicht abwärts gerichtet	moderadamente descendente	Breeze	7
	drooping	retombant	überhängend	colgante		9
8.	Petiole: length relative to leaf length	Pétiole: longueur par rapport à la longueur de la feuille	Blattstiel: Länge im Verhältnis zur Blattlänge	Pecíolo: longitud en relación con la longitud de la hoja		
QN	(a) short	court	kurz	corta	Vymini	3
	(c) medium	moyen	mittel	media	Figrand	5
	long	long	lang	larga		7

	English	français	deutsch	español	Example Varieties/ Exemples/ Beispielssorten/ Variedades ejemplo	Note/ Nota
9. (*)	Leaf: length including petiole	Feuille: longueur, pétiole compris	Blatt: Länge einschließlich Blattstiel	Hoja: longitud incluido el peciolo		
QN	(a) short	courte	kurz	corta	Molfetta Pink	3
	(c) medium	moyenne	mittel	media	Figrand	5
	long	longue	lang	larga	Yellow Wonder	7
10. (*)	Leaf: width	Feuille: largeur	Blatt: Breite	Hoja: anchura		
QN	(a) narrow	étroite	schmal	estrecha	Molfetta Pink	3
	(c) medium	moyenne	mittel	media	Figrand	5
	broad	large	breit	ancha	Buttermere Anne	7
11. (*)	Leaf: ratio length/width	Feuille: rapport longueur/largeur	Blatt Verhältnis Länge/Breite	Hoja: relación longitud/anchura		
QN	(a) low	faible	klein	baja	Buttermere Anne	3
	(c) medium	moyen	mittel	media	Figrand	5
	high	élevé	groß	alta	Dekyen	7
12. (*) (+)	Leaf: length of terminal lobe relative to leaf length	Feuille: longueur du lobe terminal par rapport à la longueur de la feuille	Blatt: Länge des Endlappens im Verhältnis zur Blattlänge	Hoja: longitud del lóbulo terminal en relación con la longitud de la hoja		
QN	(a) short	court	kurz	corta	Le Mans	3
	(c) medium	moyen	mittel	media	Figrand	5
	long	long	lang	larga	Vymini	7
13. (*) (+)	Leaf: depth of lowest lateral sinus	Feuille: profondeur du sinus latéral le plus bas	Blatt: Tiefe der untersten seitlichen Ausbuchtung	Hoja: profundidad del seno lateral inferior		
QN	(a) shallow	peu profonde	flach	poco profundo	Bea	3
	(c) medium	moyenne	mittel	medio	Scott	5
	deep	profonde	tief	profundo	Figrand	7

	English	français	deutsch	español	Example Varieties/ Exemples/ Beispielssorten/ Variedades ejemplo	Note/ Nota
14.	Leaf: margins of lowest lateral sinus	Feuille: bords du sinus latéral le plus bas	Blatt: Ränder der untersten seitlichen Ausbuchtung	Hoja: márgenes de los senos laterales inferiores		
PQ	(a) diverging	divergents	auseinandergehend	divergentes	Zeemimosa	1
	(c) parallel	parallèles	parallel	paralelos	Alma-Ata	2
	converging	convergenents	zusammengehend	convergentes	Arusha Dark Pink	3
	touching	tangents	sich berührend	en contacto	Vymini	4
	overlapping	chevauchants	überlappend	superpuestos	Figrand	5
15. (* (+)	Leaf: predominant shape of base	Feuille: forme prédominante de la base	Blatt: überwiegende Form der Basis	Hoja: forma predominante de la base		
PQ	(a) acute	aiguë	spitz	aguda	Zeemimosa	1
	(c) obtuse	obtuse	stumpf	obtusa	Machismo Time	2
	rounded	arrondie	abgerundet	redondeada	Repulse	3
	truncate	tronquée	gerade	truncada	Alma-Ata	4
	cordate	cordiforme	herzförmig	cordiforme	Scott	5
	asymmetric	asymétrique	asymmetrisch	asimétrica		6
16.	Leaf: glossiness of upper side	Feuille: brillance de la face supérieure	Blatt: Glanz der Oberseite	Hoja: brillo del haz		
QN	(a) absent or very weak	nulle ou très faible	fehlend oder sehr gering	ausente o muy débil	Veria Dark	1
	(c) weak	faible	gering	débil	Breeze	2
	strong	forte	stark	fuerte	Repulse	3
17. (*	Leaf: green color of <u>upper</u> side	Feuille: couleur verte de la face <u>supérieure</u>	Blatt: Grünfärbung der <u>Oberseite</u>	Hoja: color verde del <u>haz</u>		
QN	(a) light	claire	hell	claro		3
	(c) medium	moyenne	mittel	medio	Ruby Red Reagan	5
	dark	foncée	dunkel	oscuro	Dekyen	7

	English	français	deutsch	español	Example Varieties/ Exemples/ Beispielssorten/ Variedades ejemplo	Note/ Nota
18. (* (+)	<u>Excluding varieties of <i>Chrysanthemum</i> ×<i>morifolium</i>: Leaf: upper side: prominence of pale margin</u>	<u>À l'exclusion des variétés de <i>Chrysanthemum</i> ×<i>morifolium</i>: Feuille: face supérieure: prédominance du bord pâle</u>	<u>Ohne Sorten von <i>Chrysanthemum</i> ×<i>morifolium</i>: Blatt: Oberseite: Ausprägung des hellen Randes</u>	<u>Excluidas las variedades de <i>Chrysanthemum</i> ×<i>morifolium</i>: Hoja: haz: prominencia de la palidez del margen</u>		
QN	(a) absent or very weak	nulle ou très faible	fehlend oder sehr gering	ausente o muy débil	Branjania Lotta	1
	(c) weak	faible	gering	débil		3
	medium	moyenne	mittel	media	Mont Blanc	5
	strong	forte	stark	fuerte	Zeemimosa	7
19. (* (+)	<u>Excluding varieties of <i>Chrysanthemum</i> ×<i>morifolium</i>: Leaf: pubescence of lower side</u>	<u>À l'exclusion des variétés de <i>Chrysanthemum</i> ×<i>morifolium</i>: Feuille: pilosité de la face inférieure</u>	<u>Ohne Sorten von <i>Chrysanthemum</i> ×<i>morifolium</i>: Blatt: Behaarung der Unterseite</u>	<u>Excluidas las variedades de <i>Chrysanthemum</i> ×<i>morifolium</i>: Hoja: pubescencia del envés</u>		
QN	(a) weak	faible	gering	débil		3
	(c) medium	moyenne	mittel	media	Benny	5
	strong	forte	stark	fuerte	Zeemimosa	7
20. (* (+)	<u>Excluding varieties of <i>Chrysanthemum</i> ×<i>morifolium</i>: Leaf: color of lower side</u>	<u>À l'exclusion des variétés de <i>Chrysanthemum</i> ×<i>morifolium</i>: Feuille: couleur de la face inférieure</u>	<u>Ohne Sorten von <i>Chrysanthemum</i> ×<i>morifolium</i>: Blatt: Farbe der Unterseite</u>	<u>Excluidas las variedades de <i>Chrysanthemum</i> ×<i>morifolium</i>: Hoja: color del envés</u>		
PQ	(a) RHS Colour Chart (indicate reference number)	Code de couleurs RHS (indiquer le numéro de référence)	RHS-Farbkarte (Nummer angeben)	Carta de Colores (indíquese el número de referencia)		
	(c)					
21. (+)	<u>Leaf margin: number of indentations</u>	<u>Bord de la feuille: nombre de découpures</u>	<u>Blattrand: Anzahl Einschnitte</u>	<u>Margen foliar: número de indentaciones</u>		
QN	(a) few	faible	wenige	poco	Bea	3
	(c) medium	moyen	mittel	medio	Le Mans	5
	many	élevé	viele	mucho	Vymini	7

	English	français	deutsch	español	Example Varieties/ Exemples/ Beispielssorten/ Variedades ejemplo	Note/ Nota
22.	Leaf margin: depth of indentations	Bord de la feuille: profondeur des découpures	Blattrand: Tiefe der Einschnitte	Margen foliar: profundidad de las indentaciones		
(+)						
QN	(a) shallow	peu profondes	flach	superficial	Anastasia	3
	(c) medium	moyennes	mittel	media	Le Mans	5
	deep	profondes	tief	profunda	Machismo Time	7
23.	<u>Only non-bushy varieties</u> (see char. 2): Inflorescence: form	<u>Variétés non buissonnantes seulement</u> (voir car. 2): Inflorescence: forme	<u>Nur nicht buschige Sorten (siehe Merkmal 2):</u> Infloreszenz: Form	<u>Únicamente variedades no arbustivas</u> (véase el carácter 2): Inflorescencia: forma		
(+)						
PQ	(d) conical	conique	kegelförmig	cónica	Breeze	1
	deeply domed	fortement bombée	tief gewölbt	profundamente abovedada	Yoko Ono	2
	cylindrical	cylindrique	zylindrisch	cilíndrica	Premium Time	3
	corymbiform	corymbiforme	schirmförmig	corimbiforme	Machismo Time	4
	flat-corymbiform	plate-corymbiforme	flach schirmförmig	plana–corimbiforme		5
24.	<u>Only non-bushy varieties</u> (see char. 2): Inflorescence: width at widest point	<u>Variétés non buissonnantes seulement</u> (voir car. 2): Inflorescence: largeur au point le plus large	<u>Nur nicht buschige Sorten (siehe Merkmal 2):</u> Infloreszenz: Breite an der breitesten Stelle	<u>Únicamente variedades no arbustivas</u> (véase el carácter 2): Inflorescencia: anchura del punto más amplio		
(+)						
QN	(d) narrow	étroite	schmal	estrecho	Premium Time	3
	medium	moyenne	mittel	medio	Figrand	5
	broad	large	breit	amplio		7

	English	français	deutsch	español	Example Varieties/ Exemples/ Beispielssorten/ Variedades ejemplo	Note/ Nota
25. (* (+)	<u>Only non-bushy varieties</u> <u>(see char. 2):</u> Inflorescence: angle between primary lateral shoot and stem	<u>Variétés non buissonnantes seulement</u> <u>(voir car. 2):</u> Inflorescence: angle entre le rameau latéral primaire et la tige	<u>Nur nicht buschige Sorten (siehe Merkmal 2):</u> Infloreszenz: Winkel zwischen dem primären Seitentrieb und dem Haupttrieb	<u>Únicamente variedades no arbustivas</u> <u>(véase el carácter 2):</u> Inflorescencia: ángulo existente entre el tallo y el tallo lateral principal		
QN	(d) small	petit	klein	pequeño	Delianne	3
	medium	moyen	mittel	medio	Dekyen	5
	large	grand	groß	grande	Repulse	7
26. (+)	<u>Only non-bushy varieties</u> <u>(see char. 2):</u> Inflorescence: attitude of lateral flower heads	<u>Variétés non buissonnantes seulement</u> <u>(voir car. 2):</u> Inflorescence: port des capitules latéraux	<u>Nur nicht buschige Sorten (siehe Merkmal 2):</u> Infloreszenz: Haltung der seitlichen Blumen	<u>Únicamente variedades no arbustivas</u> <u>(véase el carácter 2):</u> Inflorescencia: porte de los capítulos laterales		
QN	(d) upright	dressés	aufrecht	erectos	Scott	1
	semi upright	demi-dressés	halbaufrecht	semierectos	Ruby Red Reagan	3
	horizontal	horizontaux	waagrecht	horizontales	Premium Time	5
	moderately downwards	moyennement retombants	leicht abwärts gerichtet	moderadamente descendentes		7
27. (+)	<u>Only non-bushy varieties: (see char. 2): Total number of flower heads per stem</u>	<u>Variétés non buissonnantes seulement</u> <u>(voir car. 2):</u> Nombre total de capitules par tige	<u>Nur nicht buschige Sorten (siehe Merkmal 2):</u> Gesamtzahl der Blumen je Haupttrieb	<u>Únicamente variedades no arbustivas: (véase el carácter 2): Número total de capítulos por tallo</u>		
QN	(d) few	peu	wenige	poco	Delianne	3
	medium	moyen	mittel	medio	Vymini	5
	many	beaucoup	viele	mucho	Breeze	7

	English	français	deutsch	español	Example Varieties/ Exemples/ Beispielssorten/ Variedades ejemplo	Note/ Nota
28. (+)	Only bushy varieties (see char. 2): Total number of flower heads per plant	Variétés buissonnantes seulement (voir car. 2): Nombre total de capitules par plante	Nur buschige Sorten (siehe Merkmal 2): Gesamtzahl der Blumen je Pflanze	Únicamente variedades arbustivas (véase el carácter 2): Número total de capítulos por planta		
QN	few	peu	wenige	poco	Golden Mariyo	3
	medium	moyen	mittel	medio	Balios	5
	many	beaucoup	viele	mucho	Elda White	7
29.	Flower bud: color of outer side just before opening	Bouton floral: couleur de la face externe juste avant l'épanouissement	Blütenknospe: Farbe der Außenseite unmittelbar vor der Öffnung	Botón floral: color de la parte externa justo antes de la apertura		
PQ	(a) RHS Colour Chart (indicate reference number) (e)	Code de couleurs RHS (indiquer le numéro de référence)	RHS-Farbkarte (Nummer angeben)	Carta de Colores (indíquese el número de referencia)		
30. (* (+)	Flower head: type	Capitule: type	Blume: Typ	Capítulo: tipo		
PQ	(e) without ray florets	sans fleurs ligulées	ohne Zungenblüten	sin flores liguladas	Zeemimosa	1
	single	simple	einfach	sencillo	Repulse	2
	semi double	semi-double	halbgefüllt	semidoble	Figrand	3
	daisy-eyed double	double marguerite	gefüllt margeritenförmig	doble de tipo margarita	Veria Dark	4
	double	double	gefüllt	doble	Delianne	5
31. (* (+)	Excluding double and daisy-eyed double varieties: Disc: type	À l'exclusion des variétés doubles et doubles marguerites: Disque: type	Ohne gefüllte und gefüllt margeritenförmige Sorten: Scheibe: Typ	Excluidas las variedades con capítulo doble y doble de tipo margarita: Disco: tipo		
QL	(e) daisy	marguerite	margeritenförmig	margarita	Figrand	1
	anemone	anémone	anemoneförmig	anémona	Le Mans	2

	English	français	deutsch	español	Example Varieties/ Exemples/ Beispielssorten/ Variedades ejemplo	Note/ Nota
32. (*)	Flower head: diameter (non- disbudded plants)	Capitule: diamètre (hors plantes à grosses fleurs)	Blume: Durchmesser (nicht einblumige Pflanzen)	Capítulo: diámetro (plantas no desyemadas)		
QN	(d) small	petit	klein	pequeño	Yoko Ono	3
	(e) medium	moyen	mittel	medio	Ruby Red Reagan	5
	large	grand	groß	grande	Delianne	7
33. (*)	Flower head: diameter (disbudded plants)	Capitule: diamètre (plantes à grosses fleurs)	Blume: Durchmesser (einblumige Pflanzen)	Capítulo: diámetro (plantas desyemadas)		
QN	(d) small	petit	klein	pequeño	Boris Becker	3
	(e) medium	moyen	mittel	medio		5
	large	grand	groß	grande	Anastasia	7
34.	Flower head: height (non-disbudded plants)	Capitule: hauteur (hors plantes à grosses fleurs)	Blume: Höhe (nicht einblumige Pflanzen)	Capítulo: altura (plantas no desyemadas)		
QN	(d) low	court	niedrig	baja	Dekyen	3
	(e) medium	moyen	mittel	media	Figrand	5
	high	haut	hoch	alta		7
35.	Flower head: height (disbudded plants)	Capitule: hauteur (plantes à grosses fleurs)	Blume: Höhe (einblumige Pflanzen)	Capítulo: altura (plantas desyemadas)		
QN	(d) low	petite	gering	baja	Anastasia	3
	(e) medium	moyenne	mittel	media	Anlymp	5
	high	haute	hoch	alta		7
36.	Flower head: length of peduncle	Capitule: longueur du pédoncule	Blume: Länge des Stiels	Capítulo: longitud del pedúnculo		
QN	(e) short	court	kurz	corto	Vymini	3
	medium	moyen	mittel	medio	Delianne	5
	long	long	lang	largo	Ruby Red Reagan	7

	English	français	deutsch	español	Example Varieties/ Exemples/ Beispielssorten/ Variedades ejemplo	Note/ Nota
37.	<u>Only semi double and daisy-eyed double varieties (see char. 30):</u> Flower head: number of rows of ray florets	<u>Variétés semi-doubles et doubles marguerites seulement (voir car. 30):</u> Capitule: nombre de rangs de fleurs ligulées	<u>Nur halbgefüllte und gefüllt margeritenförmige Sorten (siehe Merkmal 30):</u> Blume: Anzahl Reihen von Randblüten	<u>Únicamente variedades con capítulo semidoble y doble de tipo margarita (véase el carácter 30):</u> Capítulo: número de hileras de flores liguladas		
QN	(e) few medium many	peu moyen beaucoup	wenige mittel viele	poco medio mucho	Vymini Fancy That Veria Dark	3 5 7
38. (*)	<u>Only single and semi double varieties (see char. 30):</u> Flower head: number of ray florets	<u>Variétés simples et semi-doubles seulement (voir car. 30):</u> Capitule: nombre de fleurs ligulées	<u>Ohne einfache und halbgefüllte Sorten (siehe Merkmal 30):</u> Blume: Anzahl Randblüten	<u>Únicamente variedades con capítulo sencillo y semidoble (véase el carácter 30):</u> Capítulo: número de flores liguladas		
QN	(e) few medium many	peu moyen beaucoup	wenige mittel viele	poco medio mucho	Repulse Figrand Vymini	3 5 7
39. (*)	<u>Only daisy-eyed double and double varieties (see char. 30):</u> Flower head: density of ray florets	<u>Variétés doubles marguerites et doubles seulement (voir car. 30):</u> Capitule: densité des fleurs ligulées	<u>Ohne gefüllt margeritenförmige und gefüllte Sorten (siehe Merkmal 30):</u> Blume: Dichte der Randblüten	<u>Únicamente variedades con capítulo doble de tipo margarita y doble (véase el carácter 30):</u> Capítulo: densidad de las flores liguladas		
QN	(e) sparse medium dense	faible moyenne élevée	locker mittel dicht	baja media alta	Balios Delianne Anlymp	3 5 7
40. (*) (+)	Flower head: number of types of ray florets	Capitule: nombre de types de fleurs ligulées	Blume: Anzahl Typen der Randblüten	Capítulo: número de tipos de flores liguladas		
PQ	(e) one two more than two	un deux plus de deux	einer zwei mehr als zwei	uno dos más de dos	Figrand Banjax Arusha Dark Pink	1 2 3

	English	français	deutsch	español	Example Varieties/ Exemples/ Beispielssorten/ Variedades ejemplo	Note/ Nota
41. (* (+)	Flower head: predominant type of ray floret	Capitule: type prédominant de fleur ligulée	Blume: überwiegender Typ der Randblüte	Capítulo: tipo predominante de flor ligulada		
PQ	(e) ligulate	ligulé	zungenförmig	ligulada	Figrand	1
	incurved	incurvé	aufgebogen	curvada hacia arriba	Anlymp, Boulou	2
	spatulate	spatulé	spatelförmig	espatulada	Banjax	3
	quilled	tubulé	röhrenförmig	enrollada	Anastasia	4
	funnel shaped	en forme d'entonnoir	trichterförmig	en forma de embudo	Repulse	5
42. (* (+)	Flower head: secondary type of ray floret	Capitule: type secondaire de fleur ligulée	Blume: sekundärer Typ der Randblüte	Capítulo: tipo secundario de flor ligulada		
PQ	(e) ligulate	ligulé	zungenförmig	ligulada		1
	incurved	incurvé	aufgebogen	curvada hacia arriba		2
	spatulate	spatulé	spatelförmig	espatulada	Arusha Dark Pink	3
	quilled	tubulé	röhrenförmig	enrollada	Banjax	4
	funnel shaped	en forme d'entonnoir	trichterförmig	en forma de embudo		5
43. (+)	Flower head: tertiary type of ray floret	Capitule: type tertiaire de fleur ligulée	Blume: tertiärer Typ der Randblüte	Capítulo: tipo terciario de flor ligulada		
PQ	(e) ligulate	ligulé	zungenförmig	ligulada		1
	incurved	incurvé	aufgebogen	curvada hacia arriba		2
	spatulate	spatulé	spatelförmig	espatulada		3
	quilled	tubulé	röhrenförmig	enrollada	Arusha Dark Pink	4
	funnel shaped	en forme d'entonnoir	trichterförmig	en forma de embudo		5

	English	français	deutsch	español	Example Varieties/ Exemples/ Beispielssorten/ Variedades ejemplo	Note/ Nota
44. (* (+)	<u>Only single and semi double varieties (see char. 30):</u> Ray floret: attitude of basal part	<u>Variétés simples et semi-doubles seulement (voir car. 30):</u> Fleur ligulée: port de la partie basale	<u>Nur einfache und halbgefüllte Sorten (siehe Merkmal 30):</u> Randblüte: Haltung des basalen Teils	<u>Únicamente variedades con capítulo sencillo y semidoble (véase el carácter 30):</u> Flor ligulada: porte de la parte basal		
QN	(e) moderately ascending	moyennement remontante	leicht nach oben abstehend	moderadamente ascendente	Dekyen	3
	(f) horizontal	horizontale	waagerecht	horizontal	Vymini	5
	moderately descending	moyennement retombante	leicht nach unten abstehend	moderadamente descendente	Tango	7
45. (+)	Ray floret: upper surface	Fleur ligulée: surface supérieure	Randblüte: Oberseite	Flor ligulada: cara superior		
PQ	(e) smooth	lisse	glatt	lisa	Elda White	1
	(f) ribbed	côtelée	gerippt	acanalada	Ruby Red Reagan	2
	keeled	carénée	gekielt	carenada	Vymini	3
46. (+)	Ray floret: number of keels	Fleur ligulée: nombre de carènes	Randblüte: Anzahl Kiele	Flor ligulada: número de quillas		
PQ	(e) one	une	einer	una		1
	(f) two	deux	zwei	dos	Vymini	2
	more than two	plus de deux	mehr als zwei	más de dos		3

	English	français	deutsch	español	Example Varieties/ Exemples/ Beispielssorten/ Variedades ejemplo	Note/ Nota
47. (* (*)	Ray floret: length of corolla tube	Fleur ligulée: longueur du tube de la corolle	Randblüte: Länge der Kronröhre	Flor ligulada: longitud del tubo de la corola		
QN	(e) short	court	kurz	corto	Yoko Ono	3
	(f) medium	moyen	mittel	medio		5
	long	long	lang	largo	Repulse	7
48. (* (+)	Ray floret: profile in cross section at widest point (non-quilled florets)	Fleur ligulée: profil en section transversale au point le plus large (fleurs ligulées non carénées)	Randblüte: Profil im Querschnitt an der breitesten Stelle (nicht röhrenförmige Randblüten)	Flor ligulada: perfil en sección transversal en el punto más amplio (flores liguladas no enrolladas)		
QN	(e) strongly concave with margins overlapping	fortement concave à bords chevauchants	stark konkav mit überlappenden Rändern	fuertemente cóncava con bordes superpuestos		1
	(f) strongly concave with margins touching	fortement concave à bords tangents	stark konkav mit sich berührenden Rändern	fuertemente cóncava con bordes que se tocan		2
	strongly concave	fortement concave	stark konkav	fuertemente cóncava	Anlymp	3
	moderately concave	moyennement concave	mäßig konkav	moderadamente cóncava	Yoko Ono	4
	weakly concave	faiblement concave	schwach konkav	débilmente cóncava	Golden Mariyo	5
	flat	plate	flach	plana		6
	weakly convex	faiblement convexe	schwach konvex	débilmente cóncava	Le Mans	7
	moderately convex	moyennement convexe	mäßig konvex	moderadamente convexa	Machismo Time	8
	strongly convex	fortement convexe	stark konvex	fuertemente convexa		9
	strongly convex with margins touching	fortement convexe à bords tangents	stark konvex mit sich berührenden Rändern	fuertemente convexa con bordes que se tocan		10
	strongly convex with margins overlapping	fortement convexe à bords chevauchants	stark konvex mit überlappenden Rändern	fuertemente con bordes superpuestos		11

	English	français	deutsch	español	Example Varieties/ Exemples/ Beispielssorten/ Variedades ejemplo	Note/ Nota
49.	Ray floret: rolling of margin (non-quilled florets)	Fleur ligulée: enroulement du bord (fleurs ligulées non carénées)	Randblüte: Rollen des Randes (nicht röhrenförmige Randblüten)	Flor ligulada: curvatura del borde (flores liguladas no enrolladas)		
(+)						
QN	(e) strongly involute	fortement involutif	stark einwärts gerollt	fuertemente curvado hacia adentro		1
	(f) moderately involute	moyennement involutif	mittel einwärts gerollt	moderadamente curvado hacia adentro	Boris Becker	2
	weakly involute	faiblement involutif	leicht einwärts gerollt	débilmente curvado hacia adentro		3
	flat (not rolled)	plate (non enroulée)	flach (nicht gerollt)	plano (sin curvatura)	Figrand	4
	weakly revolute	faiblement révolutif	schwach auswärts gerollt	débilmente curvado hacia afuera	Tango	5
	moderately revolute	moyennement révolutif	mittel auswärts gerollt	moderadamente curvado hacia afuera	Machismo Time	6
	strongly revolute	fortement révolutif	stark auswärts gerollt	fuertemente curvado hacia afuera		7
50.	Ray floret: position of part with rolled margin (non-quilled florets)	Fleur ligulée: position de la partie à bord enroulé (fleurs ligulées non carénées)	Randblüte: Position des gerollten Randes (ohne röhrenförmige Randblüten)	Flor ligulada: posición de la parte con borde curvado (flores liguladas no enrolladas)		
PQ	(e) basal quarter	quart basal	basales Viertel	zona inferior		1
	(f) basal half	moitié basale	basale Hälfte	mitad zona inferior	Boris Becker	2
	basal three quarters	trois quarts basaux	basale drei Viertel	tres cuarto, zona inferior		3
	middle half	moitié médiane	mittlere Hälfte	mitad, zona central		4
	distal three quarters	trois quarts distaux	distale drei Viertel	tres cuartos, zona distal		5
	distal half	moitié distale	distale Hälfte	mitad, zona distal	Machismo Time	6
	distal quarter	quart distal	distales Viertel	zona distal		7
	throughout	totalité	überall	la totalidad		8

	English	français	deutsch	español	Example Varieties/ Exemples/ Beispielssorten/ Variedades ejemplo	Note/ Nota
51.	Ray floret: profile of tube (funnel-shaped, spatulate and quilled florets)	Fleur ligulée: profil du tube (fleurs en forme d'entonnoir, spatulées et tubulées)	Randblüte: Profil der Röhre (trichterförmige, spatelförmige und röhrenförmige Blüten)	Flor ligulada: perfil del tubo (flores en forma de embudo, espatuladas y enrolladas)		
PQ	(e) circular	circulaire	rund	circular	Repulse	1
	(f) oblate	oblong	breitrund	achatado		2
	flattened	aplatis	abgeflacht	aplanado	Anastasia	3
	triangular	triangulaire	dreieckig	triangular	Chatora	4
52. (*) (+)	Ray floret: longitudinal axis	Fleur ligulée: axe longitudinal	Randblüte: Längsachse	Flor ligulada: eje longitudinal		
PQ	(e) incurving	incurvé	aufgebogen	curvado hacia arriba	Anlymp	1
	(f) straight	droit	gerade	recto	Alma-Ata	2
	reflexing	récurvé	zurückgebogen	curvado hacia abajo	Ruby Red Reagan	3
	sinusoidal	sinusoïdal	buchtig	sinuosidal		4
	twisted	torsadé	verdreht	retorcido	Lunar Time	5
	broken	anguleux	geknickt	partido	Edokihachijo	6
53.	Ray floret: longitudinal axis: part not straight (non-straight florets)	Fleur ligulée: axe longitudinal: part non droit (fleurs ligulées non droites)	Randblüte: Längsachse: nicht gerader Teil (nicht gerade Randblüten)	Flor ligulada: eje longitudinal: parte que no es recta (flores liguladas no rectas)		
QN	(e) distal quarter	quart distal	distales Viertel	cuarto distal	Ruby Red Reagan	3
	(f) distal half	moitié distale	distale Hälfte	mitad distal	Anlymp	5
	distal three quarters	trois quarts distaux	distale drei Viertel	tres cuartos, zona distal		7

	English	français	deutsch	español	Example Varieties/ Exemples/ Beispielssorten/ Variedades ejemplo	Note/ Nota
54.	Ray floret: longitudinal axis: strength of curvature (non- straight florets)	Fleur ligulée: axe longitudinal: ampleur de la courbure (fleurs ligulées non droites)	Randblüte: Längsachse: Stärke der Biegung (nicht gerade Randblüten)	Flor ligulada: eje longitudinal: intensidad de la curvatura (flores liguladas no rectas)		
(+)						
QN	(e) weak	faible	gering	débil	Ruby Red Reagan	3
	(f) medium	moyenne	mittel	media	Anlymp	5
	strong	forte	stark	fuerte		7
55.	<u>Only semi double, daisy-eyed double and double</u> varieties: Ray florete: longitudinal axis of inner row(s) (if different from outer row)	<u>Variétés semi-double, double marguerite et double seulement:</u> Fleur ligulée: axe longitudinal du (des) rang(s) interne(s) (si différentes du rang externe)	<u>Nur halbgefüllte, gefüllt margeritenförmige, und gefüllte Sorten:</u> Randblüte: Längsachse der inneren Reihe(n) (wenn von der äußeren Reihe verschieden)	<u>Únicamente variedades con capítulo semidoble, doble de tipo margarita y doble:</u> Flor ligulada: eje longitudinal de la(s) hilera(s) interior(es) (si es distinta de la hilera exterior)		
(+)						
PQ	(e) incurving	incurvé	aufgebogen	curvado hacia arriba		1
	(f) straight	droit	gerade	recto		2
	reflexing	récurvé	zurückgebogen	curvado hacia abajo		3
	sinusoidal	sinusoïdal	buchtig	sinusoidal		4
	twisted	torsadé	verdreht	retorcido		5
	broken	anguleux	geknickt	partido		6
56.	<u>Only semi double, daisy-eyed double and double</u> varieties: Ray florete: longitudinal axis of inner row(s) (if different from outer row): part not straight (non- straight florets)	<u>Variétés semi-double, double marguerite et double seulement:</u> Fleur ligulée: axe longitudinal du (des) rang(s) interne(s) (si différentes du rang externe): part non droit (fleurs ligulées non droites)	<u>Nur halbgefüllte, gefüllt margeritenförmige, und gefüllte Sorten:</u> Randblüte: Längsachse der inneren Reihe(n) (wenn von der äußeren Reihe verschieden): nicht gerader Teil (nicht gerade Randblüten)	<u>Únicamente variedades con capítulo semidoble, doble de tipo margarita y doble:</u> Flor ligulada: eje longitudinal de la(s) hilera(s) interior(es) (si es distinta de la hilera exterior): parte que no es recta (flores liguladas no rectas)		
(+)						
QN	(e) distal quarter	quart distal	distales Viertel	cuarto distal		3
	(f) distal half	moitié distale	distale Hälfte	mitad distal		5
	distal three quarters	trois quarts distaux	distale drei Viertel	tres cuartos, zona distal		7

	English	français	deutsch	español	Example Varieties/ Exemples/ Beispielssorten/ Variedades ejemplo	Note/ Nota
57. (+)	<u>Only semi double, daisy-eyed double and double varieties:</u> Ray floret: longitudinal axis of inner row(s) (if different from outer row): strength of curvature (non-straight florets)	<u>Variétés semi-double, double marguerite et double seulement :</u> Fleur ligulée: axe longitudinal du (des) rang(s) interne(s) (si différentes du rang externe): ampleur de la courbure (fleurs ligulées non droites)	<u>Nur halbgefüllte, gefüllt margeritenförmige, und gefüllte Sorten:</u> Randblüte: Längsachse der inneren Reihe(n) (wenn von der äußeren Reihe verschieden): Stärke der Biegung (nicht gerade Randblüten)	<u>Únicamente variedades con capítulo semidoble, doble de tipo margarita y doble:</u> Flor ligulada: eje longitudinal de la(s) hilera(s) interior(es) (si es distinta de la hilera exterior): intensidad de la curvatura (flores liguladas no rectas)		
QN	(e) weak	faible	gering	débil		3
	(f) medium	moyenne	mittel	media		5
	strong	forte	stark	fuerte		7
58. (*)	Ray floret: length	Fleur ligulée: longueur	Randblüte: Länge	Flor ligulada: longitud		
QN	(e) short	courte	kurz	corta	Dekyen	3
	(f) medium	moyenne	mittel	media	Figrand	5
	long	longue	lang	larga	Delianne	7
59. (*)	Ray floret: width	Fleur ligulée: largeur	Randblüte: Breite	Flor ligulada: anchura		
QN	(e) narrow	étroite	schmal	estrecha	Dekyen	3
	(f) medium	moyenne	mittel	media	Figrand	5
	broad	large	breit	ancha	Boulou	7
60. (*)	Ray floret: ratio length/width	Fleur ligulée: rapport longueur/largeur	Randblüte: Verhältnis Länge/Breite	Flor ligulada: relación longitud/anchura		
QN	(e) low	faible	klein	baja	Vymini	3
	(f) medium	moyen	mittel	media	Figrand	5
	high	élevé	groß	alta	Delianne	7

	English	français	deutsch	español	Example Varieties/ Exemples/ Beispielssorten/ Variedades ejemplo	Note/ Nota
61. (+)	Ray floret: shape of tip	Fleur ligulée: forme du sommet	Randblüte: Form der Spitze	Flor ligulada: forma del extremo		
PQ	(e) pointed	pointu	zugespitzt	en punta	Figrand	1
	(f) rounded	arrondi	abgerundet	redondeada	Machismo Time	2
	truncate	tronqué	gerade	truncada		3
	emarginate	échancré	eingebuchtet	emarginada		4
	dentate	denté	gezähnt	dentada	Dekyen	5
	mamillate	mamelonné	warzenförmig	mamilar	North Bay	6
	fringed	frangé	gefranst	con flecos	Molfetta	7
	lacinate	lacinié	zerteilt	laciniada		8
62. (*)	Ray floret: number of colors of inner side	Fleur ligulée: nombre de couleurs de la face interne	Randblüte: Anzahl Farben der Innenseite	Flor ligulada: número de colores de la cara interna		
PQ	(e) one	une	eine	uno	Figrand	1
	(f) two	deux	zwei	dos	Machismo Time	2
	more than two	plus de deux	mehr als zwei	más de dos		3
63. (*)	Ray floret: <u>main</u> color of inner side	Fleur ligulée: couleur <u>principale</u> de la face interne	Randblüte: <u>Hauptfarbe</u> der Innenseite	Flor ligulada: color <u>principal</u> de la cara interna		
PQ	(e) RHS Colour Chart (f) (indicate reference number) (g)	Code de couleurs RHS (indiquer le numéro de référence)	RHS-Farbkarte (Nummer angeben)	Carta de Colores (indíquese el número de referencia)		
64. (*)	Ray floret: <u>second</u> color of inner side	Fleur ligulée: couleur <u>secondaire</u> de la face interne	Randblüte: <u>Sekundärfarbe</u> der Innenseite	Flor ligulada: color <u>secundario</u> de la cara interna		
PQ	(e) RHS Colour Chart (f) (indicate reference number) (g)	Code de couleurs RHS (indiquer le numéro de référence)	RHS-Farbkarte (Nummer angeben)	Carta de Colores (indíquese el número de referencia)		

	English	français	deutsch	español	Example Varieties/ Exemples/ Beispielssorten/ Variedades ejemplo	Note/ Nota
65. (* (+)	Ray floret: distribution of <u>second</u> color of inner side	Fleur ligulée: distribution de la couleur <u>secondaire</u> de la face interne	Randblüte: Position der <u>Sekundärfarbe</u> der Innenseite	Flor ligulada: distribución del color <u>secundario</u> de la cara interna		
PQ	(e) at tip	au sommet	an der Spitze	en el extremo		1
	(f) distal quarter	sur le quart distal	distales Viertel	en un cuarto, zona distal		2
	(g) distal half	sur la moitié distale	distale Hälfte	en la mitad, zona distal		3
	distal three quarters	sur les trois quarts distaux	distale drei Viertel	en tres cuartos, zona distal	Breeze	4
	basal three quarters	sur les trois quarts basaux	basale drei Viertel	en tres cuartos, zona inferior	Machismo Time	5
	basal half	sur la moitié basale	basale Hälfte	en la mitad, zona inferior	Culata	6
	basal quarter	sur le quart basal	basales Viertel	en un cuarto, zona inferior	Lunar Time	7
	at base	à la base	an der Basis	en la base		8
	on margin	sur le bord	am Rand	en el borde		9
	on marginal zone	sur la zone marginale	an der Randzone	en la zona del borde		10
	central bar	sur la barre centrale	Mittelstreifen	raya central	North Bay	11
	transverse zone [band]	sur la zone transversale [bande]	Querzone [Band]	zona transversal [franja]		12
	throughout	sur la totalité	überall	en toda la superficie	Ceartist Pink	13

	English	français	deutsch	español	Example Varieties/ Exemples/ Beispielssorten/ Variedades ejemplo	Note/ Nota
66. (* (+)	Ray floret: pattern of <u>second</u> color of inner side	Fleur ligulée: distribution de la couleur <u>secondaire</u> de la face interne	Randblüte: Position der <u>Sekundärfarbe</u> der Innenseite	Flor ligulada: distribución del color <u>secundario</u> de la cara interna		
PQ	(e) solid or nearly solid	uniforme ou presque	ganzflächig oder nahezu ganzflächig	uniforme o prácticamente uniforme	Machismo Time	1
	(f) flushed	diffuse	flächig	difuso	Culata	2
	(g) diffuse stripes	en bandes diffuses	diffuse Streifen	en franjas difusas		3
	clearly defined stripes	en bandes nettement définies	deutliche Streifen	en franjas claramente definidas		4
	flecked	tacheté	gefleckt	en manchas		5
	flecked and striped	tacheté et rayé	gefleckt und gestreift	en manchas y franjas	Ceartist Pink	6
	mottled	marbré	gepunktet	jaspeado		7
67.	Ray floret: <u>third</u> color of inner side	Fleur ligulée: couleur <u>tertiaire</u> de la face interne	Randblüte: <u>Tertiärfarbe</u> der Innenseite	Flor ligulada: color <u>terciario</u> de la cara interna		
PQ	(e) RHS Colour Chart (f) (indicate reference number) (g)	Code de couleurs RHS (indiquer le numéro de référence)	RHS-Farbkarte (Nummer angeben)	Carta de Colores (indíquese el número de referencia)		

	English	français	deutsch	español	Example Varieties/ Exemples/ Beispielssorten/ Variedades ejemplo	Note/ Nota
68.	Ray floret:	Fleur ligulée:	Randblüte: Position	Flor ligulada:		
(+)	distribution of <u>third</u> color of inner side	distribution de la couleur <u>tertiaire</u> de la face interne	der <u>Tertiärfarbe</u> der Innenseite	distribución del color <u>terciario</u> de la cara interna		
PQ	(e) at tip	au sommet	an der Spitze	en el extremo		1
	(f) distal quarter	sur le quart distal	distales Viertel	en un cuarto, zona distal		2
	(g) distal half	sur la moitié distale	distale Hälfte	en la mitad, zona distal		3
	distal three quarters	sur les trois quarts distaux	distale drei Viertel	en tres cuartos, zona distal		4
	basal three quarters	sur les trois quarts basaux	basale drei Viertel	en tres cuartos, zona inferior		5
	basal half	sur la moitié basale	basale Hälfte	en la mitad, zona inferior		6
	basal quarter	sur le quart basal	basales Viertel	en un cuarto, zona inferior		7
	at base	à la base	an der Basis	en la base		8
	on margin	sur le bord	am Rand	en el borde		9
	on marginal zone	sur la zone marginale	an der Randzone	en la zona del borde		10
	central bar	sur la barre centrale	Mittelstreifen	raya central		11
	transverse zone [band]	sur la zone transversale [bande]	Querzone [Band]	zona transversal [franja]		12
	throughout	sur la totalité	überall	en toda la superficie		13

	English	français	deutsch	español	Example Varieties/ Exemples/ Beispielssorten/ Variedades ejemplo	Note/ Nota
69. (+)	Ray floret: pattern of <u>third</u> color of inner side	Fleur ligulée: distribution de la couleur <u>tertiaire</u> de la face interne	Randblüte: Position der <u>Tertiärfarbe</u> der Innenseite	Flor ligulada: distribución del color <u>terciario</u> de la cara interna		
PQ	(e) solid or nearly solid	uniforme ou presque	ganzflächig oder nahezu ganzflächig	uniforme o prácticamente uniforme		1
	(f) flushed	diffuse	flächig	difuso		2
	(g) diffuse stripes	en bandes diffuses	diffuse Streifen	en franjas difusas		3
	clearly defined stripes	en bandes nettement définies	deutliche Streifen	en franjas claramente definidas		4
	flecked	tacheté	gefleckt	en manchas		5
	flecked and striped	tacheté et rayé	gefleckt und gestreift	en manchas y franjas		6
	mottled	marbré	gepunktet	jaspeado		7
70. (*)	Ray floret: color of outer side compared to inner side (including tube for funnel-shaped, quilled, and spatulate florets)	Fleur ligulée: couleur de la face externe par rapport à la face interne (y compris le tube pour les fleurs en forme d'entonnoir, tubulées et spatulées)	Randblüte: Farbe der Außenseite im Vergleich zur Innenseite (einschließlich der Röhre für trichterförmige, röhrenförmige und spatelförmige Blüten)	Flor ligulada: color de la cara externa en comparación con la cara interna (incluido el tubo de las flores en forma de embudo, enrolladas y espatuladas)		
QL	(e) similar	similaire	ähnlich	similar	Figrand	1
	(f) markedly different	nettement différente	deutlich verschieden	marcadamente distinto	Repulse	2
71. (*)	Ray floret: color of the <u>outer</u> side, where markedly different to inner side	Fleur ligulée: couleur de la face <u>externe</u>, si nettement différente de la face interne	Randblüte: Farbe der <u>Außenseite</u>, wenn deutlich verschieden von der Innenseite	Flor ligulada: color de la cara <u>externa</u>, si es marcadamente distinto al de la cara interna		
PQ	(e) RHS Colour Chart (indicate reference number)	Code de couleurs RHS (indiquer le numéro de référence)	RHS-Farbkarte (Nummer angeben)	Carta de Colores (indíquese el número de referencia)		
	(f)					

	English	français	deutsch	español	Example Varieties/ Exemples/ Beispielssorten/ Variedades ejemplo	Note/ Nota
72.	<u>Only semi double, daisy-eyed double and double varieties (see char. 30):</u> Ray floret: color of <u>inner</u> side of <u>inner</u> row(s) (if different from outer row)	<u>Variétés semi-double, double marguerite et double seulement (voir car. 30):</u> Fleur ligulée: couleur de la face <u>interne</u> (des) rang(s) <u>interne(s)</u> (si différentes du rang externe)	<u>Nur halbgefüllte, gefüllt margeritenförmige, und gefüllte Sorten (siehe Merkmal 30):</u> Randblüte: Farbe der <u>Innenseite</u> der <u>inneren</u> Reihe(n) (wenn von der äußeren Reihe verschieden)	<u>Únicamente variedades con capítulo semidoble, doble de tipo margarita y doble (véase el carácter 30):</u> Flor ligulada: color de la cara <u>interna</u> de la(s) hilera(s) <u>interior(es)</u> (si es distinta de la hilera exterior)		
PQ	(e) RHS Colour Chart (indicate reference number) (f)	Code de couleurs RHS (indiquer le numéro de référence)	RHS-Farbkarte (Nummer angeben)	Carta de Colores (indíquese el número de referencia)		
73.	<u>Only semi double, daisy-eyed double and double varieties: (see char. 30):</u> Ray floret: color of <u>outer</u> side of <u>inner</u> row(s) (if different from outer row)	<u>Variétés semi-double, double marguerite et double seulement (voir car. 30):</u> Fleur ligulée: couleur de la face <u>externe</u> (des) rang(s) <u>interne(s)</u> (si différentes du rang externe)	<u>Nur halbgefüllte, gefüllt margeritenförmige, und gefüllte Sorten (siehe Merkmal 30):</u> Randblüte: Farbe der <u>Außenseite</u> der <u>inneren</u> Reihe(n) (wenn von der äußeren Reihe verschieden)	<u>Únicamente variedades con capítulo semidoble, doble de tipo margarita y doble (véase el carácter 30):</u> Flor ligulada: color de la cara <u>externa</u> de la(s) hilera(s) <u>interior(es)</u> (si es distinta de la hilera exterior)		
PQ	(e) RHS Colour Chart (indicate reference number) (f)	Code de couleurs RHS (indiquer le numéro de référence)	RHS-Farbkarte (Nummer angeben)	Carta de Colores (indíquese el número de referencia)		

	English	français	deutsch	español	Example Varieties/ Exemples/ Beispielssorten/ Variedades ejemplo	Note/ Nota
74.	<u>Only single and semi double varieties (see char. 30) which are daisy type (see char. 31): Disc: diameter</u>	<u>Variétés simples et semi-doubles seulement (voir car. 30) de type marguerite (voir car. 31): Disque: diamètre</u>	<u>Nur einfache und halbgefüllte Sorten (siehe Merkmal 30), mit margeritenförmiger Scheibe (siehe Merkmal 31): Scheibe: Durchmesser</u>	<u>Únicamente variedades con capítulo sencillo y semidoble (véase el carácter 30) que sean del tipo margarita (véase el carácter 31): Disco: diámetro</u>		
QN	(e) small	petit	klein	pequeño	Breeze	3
	medium	moyen	mittel	medio	Machismo Time	5
	large	grand	groß	grande	Figrand	7
75.	<u>Only single and semi double varieties (see char. 30) which are anemone type (see char. 31): Disc: diameter</u>	<u>Variétés simples et semi-doubles seulement (voir car. 30) de type anémone (voir car. 31): Disque: diamètre</u>	<u>Nur einfache und halbgefüllte Sorten (siehe Merkmal 30), mit anemonenförmiger Scheibe (siehe Merkmal 31): Scheibe: Durchmesser</u>	<u>Únicamente variedades con capítulo sencillo y semidoble (véase el carácter 30) que sean del tipo anémona (véase el carácter 31): Disco: diámetro</u>		
QN	(e) small	petit	klein	pequeño	Billion Pink	3
	medium	moyen	mittel	medio	Le Mans	5
	large	grand	groß	grande	Banjax	7
76. (*) (+)	<u>Only single and semi double varieties (see char. 30): Disc: diameter relative to head diameter</u>	<u>Variétés simples et semi-doubles seulement (voir car. 30): Disque: diamètre par rapport au diamètre de la tête</u>	<u>Nur einfache und halbgefüllte Sorten (siehe Merkmal 30): Scheibe: Durchmesser im Verhältnis zum Durchmesser der Blume</u>	<u>Únicamente variedades con capítulo sencillo y semidoble (véase el carácter 30): Disco: diámetro en relación con el diámetro del capítulo</u>		
QN	(e) small	petit	klein	pequeño	Scott	3
	medium	moyen	mittel	medio	Figrand	5
	large	grand	groß	grande	Vymini	7

	English	français	deutsch	español	Example Varieties/ Exemples/ Beispielssorten/ Variedades ejemplo	Note/ Nota
77. (+)	<u>Only daisy type varieties (see char. 31): Disc: profile in cross section</u>	<u>Variétés de type marguerite seulement (voir car. 31): Disque: profil en section transversale</u>	<u>Nur Sorten mit margeritenförmiger Scheibe (siehe Merkmal 31): Scheibe: Profil im Querschnitt</u>	<u>Únicamente variedades del tipo margarita (véase el carácter 31): Disco: perfil en sección transversal</u>		
PQ	(e) indented	denté	eingesenkt	hundido		1
	flat	plat	flach	plano	Dekyen	2
	slightly domed	légèrement bombé	leicht gewölbt	ligeramente abovedado	Vymini	3
	slightly conical	légèrement conique	leicht kegelförmig	ligeramente cónico		4
	strongly domed	fortement bombé	stark gewölbt	fuertemente abovedado	Tango	5
	strongly conical	fortement conique	stark kegelförmig	fuertemente cónico	Figrand	6
78. (*)	<u>Only daisy type varieties (see char. 31): Disc: color group before anther dehiscence</u>	<u>Variétés de type marguerite seulement (voir car. 31): Disque: groupe de couleur avant la déhiscence des anthères</u>	<u>Nur Sorten mit margeritenförmiger Scheibe (siehe Merkmal 31): Scheibe: Farbgruppe vor dem Öffnen der Antheren</u>	<u>Únicamente variedades del tipo margarita (véase el carácter 31): Disco: grupo de color antes de la dehiscencia de la anteras</u>		
PQ	(e) whitish	blanchâtre	weißlich	blancuzco		1
	(h) green	vert	grün	verde	Figrand	2
	yellowish green	vert jaunâtre	gelblichgrün	verde amarillento	Machismo Time	3
	light yellow	jaune clair	hellgelb	amarillo claro		4
	medium yellow	jaune moyen	mittelgelb	amarillo medio		5
	yellow orange	jaune orangé	gelborange	naranja amarillento		6
	orange	orange	orange	naranja		7
	reddish brown	brun rougeâtre	rötlichbraun	marrón rojizo		8
	brown	brun	braun	marrón	Vymini	9
	brownish black	noir brunâtre	bräunlichschwarz	negro amarronado	Acapulco	10
	purplish black	noir violacé	purpurschwarz	negro púrpura		11

	English	français	deutsch	español	Example Varieties/ Exemples/ Beispielssorten/ Variedades ejemplo	Note/ Nota
79. (*)	<u>Only daisy type varieties (see char. 31): Disc: presence of dark spot at centre before anther dehiscence</u>	<u>Variétés de type marguerite seulement (voir car. 31): Disque: présence d'une tache sombre au centre avant la déhiscence des anthères</u>	<u>Nur Sorten mit margeritenförmiger Scheibe (siehe Merkmal 31): Scheibe: Vorhandensein des dunklen Flecks in der Mitte vor dem Öffnen der Antheren</u>	<u>Únicamente variedades del tipo margarita (véase el carácter 31): Disco: presencia de un punto oscuro en el centro antes de la dehiscencia de las anteras</u>		
QL	(e) absent	absente	fehlend	ausente	Reagan	1
	(h) present	présente	vorhanden	presente	High Way	9
80.	<u>Only daisy type varieties (see char. 31): Disc: size of dark spot at centre before anther dehiscence, relative to disc size</u>	<u>Variétés de type marguerite (voir car. 31): Disque: taille de la tache sombre au centre avant la déhiscence des anthères par rapport à la taille du disque</u>	<u>Nur Sorten mit margeritenförmiger Scheibe (siehe Merkmal 31): Scheibe: Größe des dunklen Flecks in der Mitte vor dem Öffnen der Antheren im Vergleich zur Größe der Scheibe</u>	<u>Únicamente variedades del tipo margarita (véase el carácter 31): Disco: tamaño del punto oscuro en el centro antes de la dehiscencia de las anteras, en relación con el tamaño del disco</u>		
QN	(e) small	petite	klein	pequeño	Retaco	3
	(h) medium	moyenne	mittel	medio	High Way	5
	large	grande	groß	grande	Vyking Orange	7
81.	<u>Only daisy type varieties (see char. 31): Disc: color of dark central spot before anther dehiscence</u>	<u>Variétés de type marguerite seulement (voir car. 31): Disque: couleur de la tache centrale sombre avant la déhiscence des anthères</u>	<u>Nur Sorten mit margeritenförmiger Scheibe (siehe Merkmal 31): Scheibe: Farbe des dunklen zentralen Flecks vor dem Öffnen der Antheren</u>	<u>Únicamente variedades del tipo margarita (véase el carácter 31): Disco: color del punto oscuro central antes de la dehiscencia de las anteras</u>		
PQ	(e) RHS Colour Chart (indicate reference number)	Code de couleurs RHS (indiquer le numéro de référence)	RHS-Farbkarte (Nummer angeben)	Carta de Colores (indíquese el número de referencia)		
	(h)					

	English	français	deutsch	español	Example Varieties/ Exemples/ Beispielssorten/ Variedades ejemplo	Note/ Nota
82. (*)	<u>Only anemone type varieties (see char. 31):</u> Disc: color before anther dehiscence	<u>Variétés de type anémone seulement (voir car. 31):</u> Disque: couleur avant la déhiscence des anthères	<u>Nur Sorten mit anemonenförmiger Scheibe (siehe Merkmal 31):</u> Scheibe: Farbe vor dem Öffnen der Antheren	<u>Únicamente variedades del tipo anémona (véase el carácter 31):</u> Disco: color antes de la dehiscencia de las anteras		
PQ	(e) RHS Colour Chart (indicate reference number) (h)	Code de couleurs RHS (indiquer le numéro de référence)	RHS-Farbkarte (Nummer angeben)	Carta de Colores (indíquese el número de referencia)		
83.	<u>Only daisy type varieties (see char. 31):</u> Disc: color group at anther dehiscence	<u>Variétés de type marguerite seulement (voir car. 31):</u> Disque: groupe de couleur à la déhiscence des anthères	<u>Nur Sorten mit margeritenförmiger Scheibe (siehe Merkmal 31):</u> Scheibe: Farbgruppe vor dem Öffnen der Antheren	<u>Únicamente variedades del tipo margarita (véase el carácter 31):</u> Disco: grupo de color en el momento de la dehiscencia de las anteras		
PQ	(e) whitish green yellowish green light yellow medium yellow yellow orange orange reddish brown brown brownish black purplish black	blanchâtre vert vert jaunâtre jaune clair jaune moyen jaune orangé orange brun rougeâtre brun noir brunâtre noir violacé	weißlich grün gelblichgrün hellgelb mittelgelb gelborange orange rötlichbraun braun bräunlichschwarz purpurschwarz	blancuzco verde verde amarillento amarillo claro amarillo medio naranja amarillo naranja marrón rojizo marrón negro amarronado negro púrpura	Figrand Machismo Time Vymini	1 2 3 4 5 6 7 8 9 10 11

	English	français	deutsch	español	Example Varieties/ Exemples/ Beispielssorten/ Variedades ejemplo	Note/ Nota
84. (*)	<u>Only anemone type varieties (see char. 31):</u> Disc: color at anther dehiscence	<u>Variétés de type anémone seulement (voir car. 31):</u> Disque: couleur à la déhiscence des anthères	<u>Nur Sorten mit anemonenförmiger Scheibe (siehe Merkmal 31):</u> Scheibe: Farbe während des Öffnens der Antherens	<u>Únicamente variedades del tipo anémona (véase el carácter 31):</u> Disco: color en el momento de la dehiscencia de las anteras		
PQ	(e) RHS Colour Chart (indicate reference number)	Code de couleurs RHS (indiquer le numéro de référence)	RHS-Farbkarte (Nummer angeben)	Carta de Colores (indíquese el número de referencia)		
85. (+)	<u>Only anemone type varieties (see char. 31):</u> Disc floret: type	<u>Variétés de type anémone seulement (voir car. 31):</u> Fleuron: type	<u>Nur Sorten mit anemonenförmiger Scheibe (siehe Merkmal 31):</u> Scheibenblüte: Typ	<u>Únicamente variedades del tipo anémona (véase el carácter 31):</u> Flósculo del disco: tipo		
PQ	(e) needle shaped	en forme d'aiguille	nadelförmig	en forma de aguja	Billion Pink	1
	quilled	tubulé	röhrenförmig	en forma de pluma	Banjax	2
	funnel shaped	en entonnoir	trichterförmig	en forma de embudo		3
	enlarged tubular	tubulaire élargi	zungenförmig erweitert	tubular agrandado	Yovisalia	4
	petaloid	pétaloïde	petaloid	petaloide	Yograceland	5
86.	<u>Only anemone type varieties (see char. 31):</u> Disc floret: length	<u>Variétés de type anémone seulement (voir car. 31):</u> Fleuron: longueur	<u>Nur Sorten mit anemonenförmiger Scheibe (siehe Merkmal 31):</u> Scheibenblüte: Länge	<u>Únicamente variedades del tipo anémona (véase el carácter 31):</u> flósculo del disco: longitud		
QN	(e) short	court	kurz	corto	Yovisalia	3
	medium	moyen	mittel	medio		5
	long	long	lang	largo	Banjax	7

	English	français	deutsch	español	Example Varieties/ Exemples/ Beispielssorten/ Variedades ejemplo	Note/ Nota
87.	<u>Only anemone type varieties (see char. 31): Disc floret: color</u>	<u>Variétés de type anémone seulement (voir car. 31): Fleuron: couleur</u>	<u>Nur Sorten mit anemonenförmiger Scheibe (siehe Merkmal 31): Scheibenblüte: Farbe</u>	<u>Únicamente variedades del tipo anémona (véase el carácter 31): Flósculo del disco: color</u>		
PQ	(e) RHS Colour Chart (indicate reference number)	Code de couleurs RHS (indiquer le numéro de référence)	RHS-Farbkarte (Nummer angeben)	Carta de Colores (indíquese el número de referencia)		
88.	<u>Response group (grown with precise daylength control)</u>	<u>Groupe de réponse (culture avec contrôle précis de la longueur du jour)</u>	<u>Reaktionsgruppe (mit kontrollierter Tageslänge angebaut)</u>	<u>Grupo de respuesta al fotoperíodo (cultivadas con control preciso de luz artificial)</u>		
PQ	less than 6 weeks	moins de 6 semaines	weniger als 6 Wochen	menos de 6 semanas		1
	6 weeks	6 semaines	6 Wochen	6 semanas	Dekyen	2
	6.5 weeks	6,5 semaines	6,5 Wochen	6,5 semanas		3
	7 weeks	7 semaines	7 Wochen	7 semanas	Figrand	4
	7.5 weeks	7,5 semaines	7,5 Wochen	7,5 semanas		5
	8 weeks	8 semaines	8 Wochen	8 semanas	Scott	6
	8.5 weeks	8,5 semaines	8,5 Wochen	8,5 semanas		7
	9 weeks	9 semaines	9 Wochen	9 semanas	Zeemimosa	8
	10 weeks	10 semaines	10 Wochen	10 semanas		9
	11 weeks	11 semaines	11 Wochen	11 semanas		10
	12 weeks	12 semaines	12 Wochen	12 semanas		11
	more than 12 weeks	plus de 12 semaines	mehr als 12 Wochen	más de 12 semanas		12

	English	français	deutsch	español	Example Varieties/ Exemples/ Beispielssorten/ Variedades ejemplo	Note/ Nota
89.	<u>Only where grown without precise daylength control:</u>	<u>Seulement en cas de culture sans contrôle précis de la longueur du jour:</u>	<u>Nur wenn ohne kontrollierte Taglänge angebaut:</u>	<u>Únicamente cuando se cultiven sin control preciso de la luz artificial:</u>		
(+)	Natural flowering period	période de floraison naturelle	Natürliche Blütezeit	Período de floración natural		
QN	early	précoce	früh	temprana		3
	medium	moyenne	mittel	media		5
	late	tardive	spät	tardía		7

8. Explanations on the Table of Characteristics

8.1 *Explanations covering several characteristics*

Unless otherwise indicated below, all characteristics should be recorded at the time of full flowering. In single and semi double varieties this is when the outer two to three rows of disc florets in the terminal flower head have dehisced; in double flowered varieties it is when the terminal flower head is fully open but before it starts to look tired.

Characteristics containing the following key in the second column of the Table of Characteristics should be examined as indicated below:

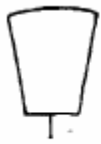
- (a) Plant, stem, stipule, petiole, leaf and bud characteristics should be observed when the terminal buds are showing full color, just before they begin to open.
- (b) Stem and stipule characteristics should be observed on the middle third of the stem.
- (c) Leaf characteristics should be observed on typical leaves taken from the middle third of the stem.
- (d) In varieties bred to be grown as spray chrysanthemums, the lateral flower heads or lateral shoots are not removed. In varieties bred to be grown as disbud chrysanthemums, the lateral flower heads or lateral shoots (if existing) are removed at an early stage to leave just the terminal flower head. Some varieties are suitable for both types of culture.
 - Characteristics 23 to 27, 32 and 34 should only be observed on varieties which are grown as sprays without disbudding. In the case of dual-purpose varieties, these characteristics should be observed on the non-disbudded part of the trial.
 - Characteristics 33 and 35 should only be observed on varieties which are grown as disbuds. In the case of dual-purpose varieties, these characteristics should be observed on the disbudded part of the trial.
- (e) Flower head characteristics should be recorded on the terminal flower head.
- (f) Ray floret characteristics should be observed on the outermost rows of florets, unless otherwise indicated. If there are no ray florets, these characteristics are not recorded.
- (g) The main color is the color with the largest total surface area, the second color (if present) is the color with the second largest total surface area, and the third color (if present) is that with the third largest total surface area.
- (h) These characteristics should be observed after the flower bud has opened, but before the disc florets begin to dehisce.

8.2 *Explanations for individual characteristics*

Ad. 2: Plant: type

1. Non bushy: varieties with strong apical dominance which naturally produce a single stem, with or without lateral flower heads or lateral shoots, unless pinched.
2. Bushy: varieties with weak apical dominance which naturally produce bushy growth with no main single stem.

Ad. 3: Only bushy varieties: Plant: growth habit



1
upright



2
semi upright



3
hemispherical

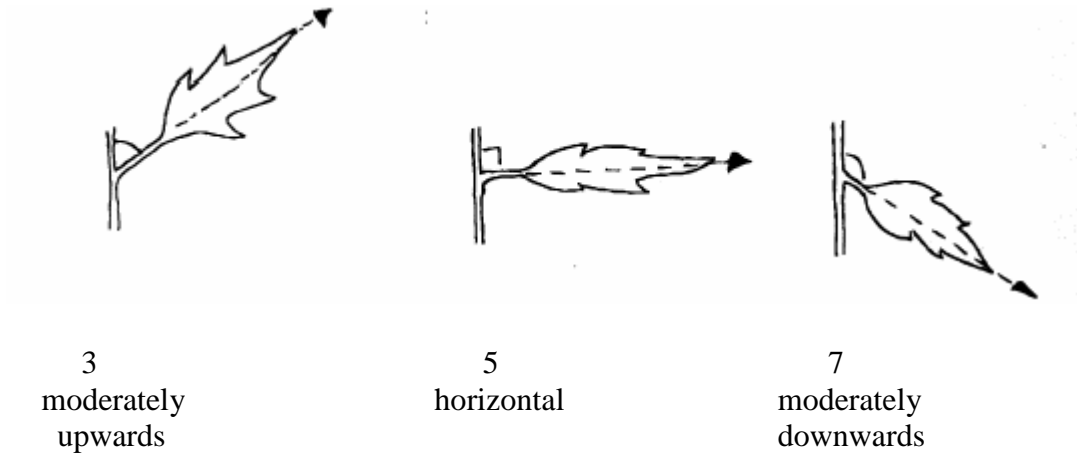


4
spreading

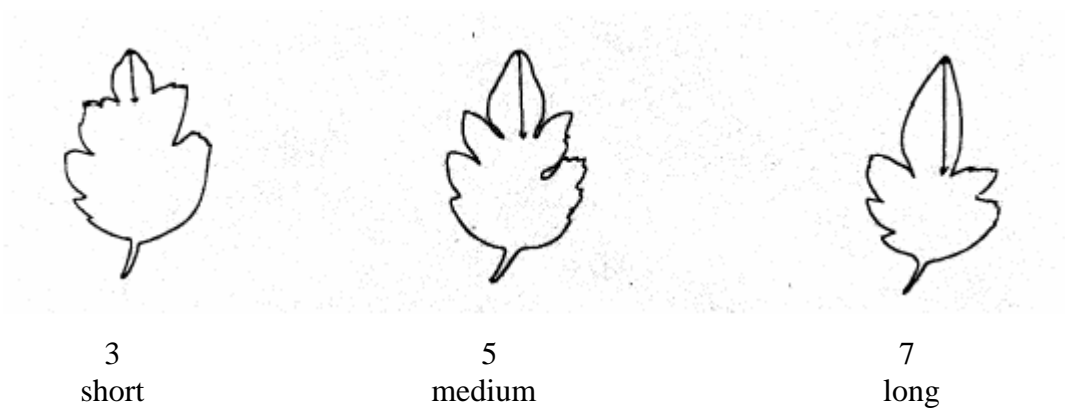


5
trailing


Ad. 7: Petiole: attitude



Ad. 12: Leaf: length of terminal lobe relative to leaf length



Ad. 13: Leaf: depth of lowest lateral sinus



Ad. 15: Leaf: predominant shape of base



1
acute



2
obtuse



3
rounded



4
truncate



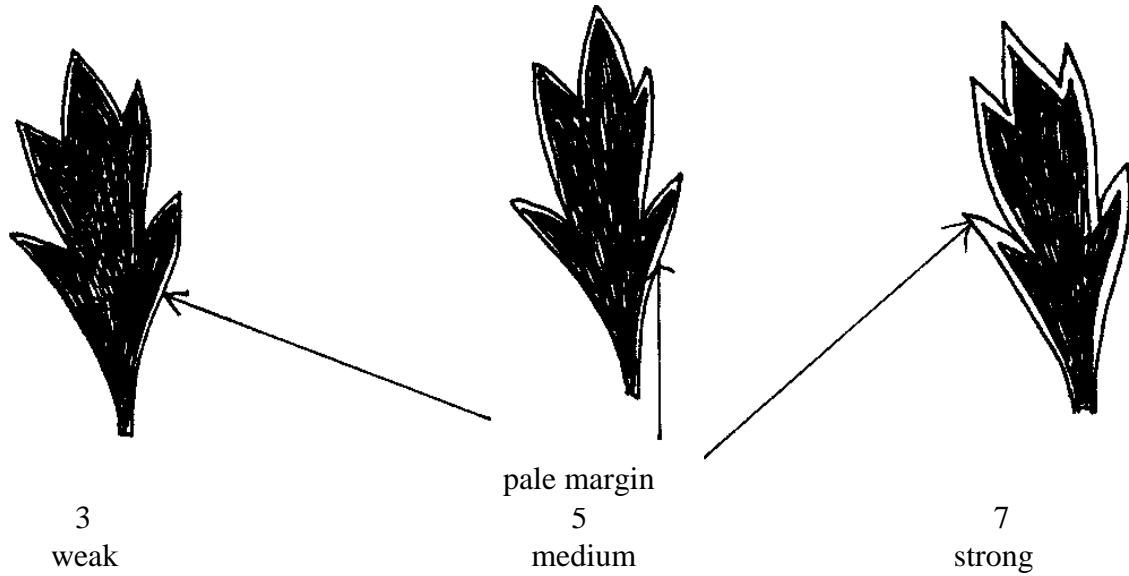
5
cordate



6
asymmetric

All varieties with asymmetric bases should be observed as state 6 for this characteristic, although the shape of the base of asymmetric varieties may be different from each other.

Ad. 18: Excluding varieties of *Chrysanthemum ×morifolium*: Leaf: upper side: prominence of pale margin



Ad. 18: Excluding varieties of *Chrysanthemum ×morifolium*: Leaf: upper side: prominence of pale margin

Ad. 19: Excluding varieties of *Chrysanthemum ×morifolium*: Leaf: pubescence of lower side

Ad. 20: Excluding varieties of *Chrysanthemum ×morifolium*: Leaf: color of lower side

To be observed for all varieties of *Chrysanthemum pacificum* (*Ajania pacifica*) and all hybrids between *Chrysanthemum pacificum* and *Chrysanthemum ×morifolium* Ramat. (*Chrysanthemum ×grandiflorum* Ramat.)

Ad. 21: Leaf margin: number of indentations



3
few



5
medium



7
many

Ad. 22: Leaf margin: depth of indentations



3
shallow



5
medium



7
deep

Ad. 23: Only non-bushy varieties (see char. 2): Inflorescence: form



1
conical



2
deeply domed



3
cylindrical



4
corymbiform



5
flat-corymbiform

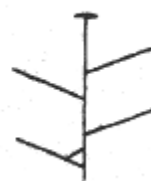
Ad. 25: Only non-bushy varieties (see char. 2): Inflorescence: angle between primary lateral shoot and stem



3
small



5
medium



7
large

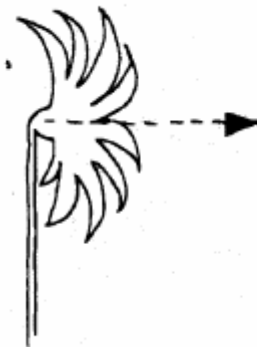
Ad. 26: Only non-bushy varieties (see char. 2): Inflorescence: attitude of lateral flower heads



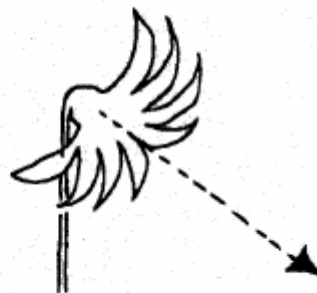
1
upright



3
semi upright



5
horizontal



7
moderately downwards

Ad. 27: Only non-bushy varieties (see char. 2): Total number of flower heads per stem

Ad. 28: Only bushy varieties (see char. 2): Total number of flower heads per plant

The overall floriferousness of the variety is assessed.

Ad. 30: Flower head: type

1. without ray florets: flower heads consist of disc florets only
2. single: flower heads with one row of ray florets, and a clearly defined central disc which is always visible.
3. semi double: flower heads with more than one row of ray florets, and a clearly defined central disc which is always visible.
4. daisy-eyed double: double flower heads where a disc is not visible in the early stages of flowering, but can be seen as the flower head opens fully. The disc is not always clearly defined.
5. double: double flower heads where a disc is not visible at any stage of flowering.

Ad. 31: Excluding double and daisy-eyed double varieties: Disc: type



1
daisy



2
anemone

Ad. 40: Flower head: number of types of ray florets

The number of types of ray florets within the flower head is recorded as characteristic 40; the individual types are then described in characteristics 41 to 43.


Ad. 41, 42 and 43: Flower head: predominant type of ray floret (41), secondary type of ray floret (42) and tertiary type of ray floret (43)



1
ligulate



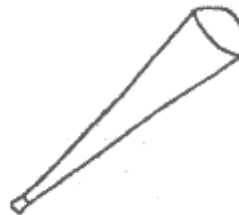
2
incurved



3
spatulate

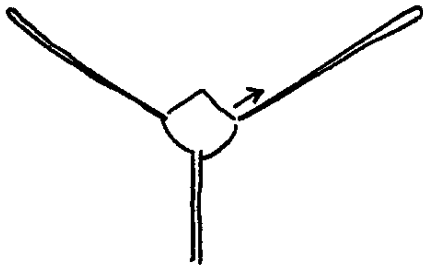


4
quilled

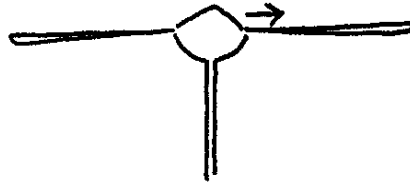


5
funnel shaped

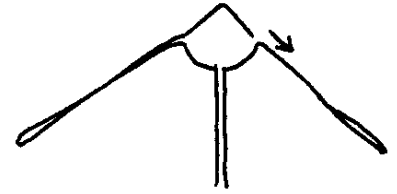
Ad. 44: Only single and semi double varieties (char. 30): Ray floret: attitude of basal part



3
moderately ascending





5
horizontal





7
moderately descending

Ad. 45: Ray floret: upper surface


As seen from above (top row) and in profile (bottom row):



1
smooth



2
ribbed



3
keeled

Ad. 46: Ray floret: number of keels

As seen in profile



1
one



2
two




3
more than two

Ad. 48: Ray floret: profile in cross section at widest point (non-quilled florets)




1
strongly concave
with margins
overlapping



2
strongly concave
with margins
touching




3
strongly concave



4
moderately concave



5
weakly concave



6
flat



7
weakly convex



8
moderately convex



9
strongly convex




10
strongly convex with
margins touching



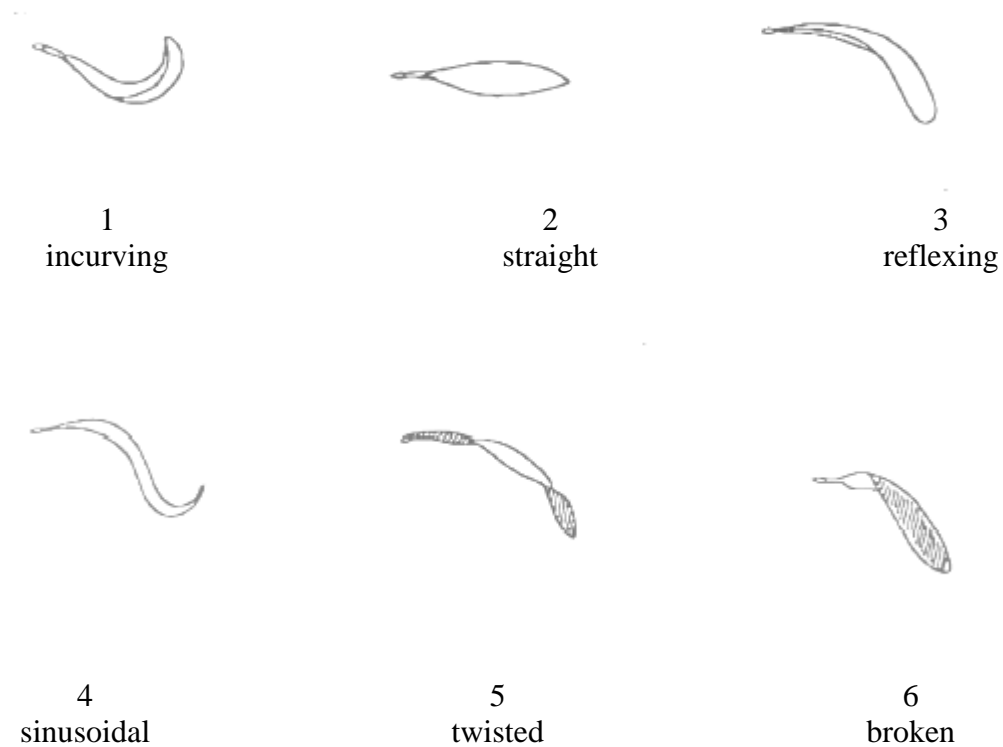
11
strongly convex with
margins overlapping

Ad. 49: Ray floret: rolling of margin (non-quilled florets)



Ad. 52: Ray floret: longitudinal axis

Ad. 55: Only semi double, daisy-eyed double and double varieties: Ray floret: longitudinal axis of inner row(s) (if different from outer row)



Ad. 54: Ray floret: longitudinal axis: strength of curvature (non-straight florets)

Ad. 57: Only semi-double, daisy-eyed double and double varieties: Ray floret: longitudinal axis of inner row(s) (if different from outer row): strength of curvature (non-straight florets)



3
weak



5
medium



7
strong

Ad. 61: Ray floret: shape of tip



1
pointed




2
rounded



3
truncate



4
emarginate



5
dentate



6
mamillate




7
fringed




8
lacinate

Ad. 65: Ray floret: distribution of second color of inner side


Ad. 68: Ray floret: distribution of third color of inner side




1
at tip




2
distal quarter




3
distal half




4
distal three quarters




5
basal three quarters




6
basal half




7
basal quarter



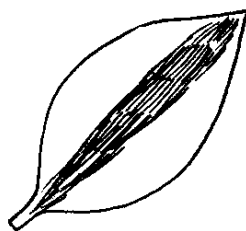
8
at base




9
on margin




10
on marginal zone



11
central bar




12
transverse zone
[band]



13
throughout

Ad. 66: Ray floret: pattern of second color of inner side


Ad. 69: Ray floret: pattern of third color of inner side




1
solid or nearly
solid




2
flushed




3
diffuse stripes




4
clearly defined
stripes



5
flecked

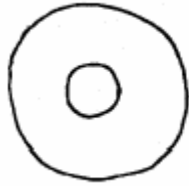


6
flecked and
striped

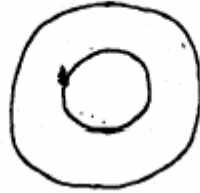


7
mottled

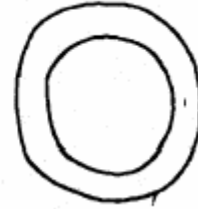
Ad. 76: Only single and semi double varieties (see char. 30): Disc: diameter relative to head diameter



3
small



5
medium



7
large

Ad. 77: Only daisy type varieties (see char. 31): Disc: profile in cross section



1
indented



2
flat



3
slightly domed



4
slightly conical

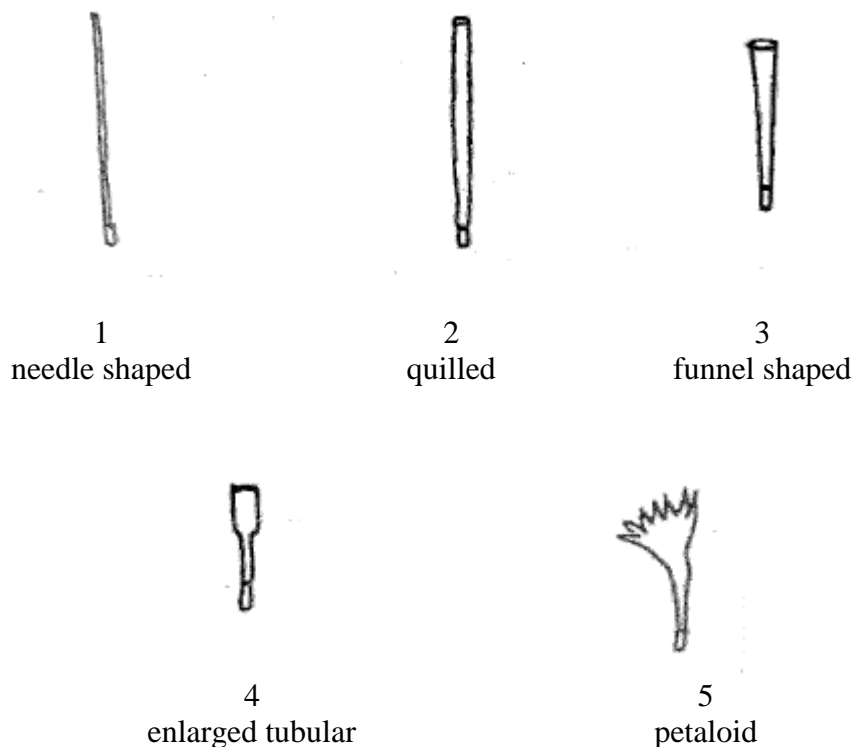


5
strongly domed



6
strongly conical

Ad. 85: Only anemone type varieties (see char. 31): Disc floret: type



Ad. 88: Response group (grown with precise daylength control)

Ad. 89: Only where grown without precise daylength control: Natural flowering period

Chrysanthemums can be grown under a very wide range of cultural regimes depending on climate and region. Varieties may be specifically adapted to one form of culture or another, or they may be multi-purpose, and this should be taken into consideration when designing the trial and selecting comparison varieties.

When varieties are grown and flowered by means of precise artificial daylength control, under an All Year Round (AYR) type system, the Response Group (characteristic 88) can be recorded.

The Response Group is defined as the time from the start of the short day treatment to the production of an inflorescence with at least four fully developed heads in 50% of the plants.

For varieties grown under natural environmental control, the Natural Flowering Period (characteristic 89) should be recorded.

Exact comparisons between varieties for these characteristics are only meaningful when the varieties are grown under the same conditions and at the same location.

9. Literature

Machin, Barrie, 1996: Cut flower chrysanthemum production, Grower Books, Swanley, Kent, GB

Machin, Barrie, 1997: Pot chrysanthemum production, Grower Books, Swanley, Kent, GB

Royal Horticultural Society, 1992: The New RHS Dictionary of Gardening, Macmillan, London, GB

10. Technical Questionnaire

TECHNICAL QUESTIONNAIRE	Page {x} of {y}	Reference Number:
		Application date: (not to be filled in by the applicant)
TECHNICAL QUESTIONNAIRE to be completed in connection with an application for plant breeders' rights		
1. Subject of the Technical Questionnaire (please indicate the relevant species):		
1.1 Botanical name	<input type="text" value="Chrysanthemum L."/>	
1.2 Common name	<input type="text" value="Chrysanthemum"/>	
1.3 Species or interspecific hybrid (please specify)	<input type="text"/>	
2. Applicant		
Name	<input type="text"/>	
Address	<input type="text"/>	
Telephone No.	<input type="text"/>	
Fax No.	<input type="text"/>	
E-mail address	<input type="text"/>	
Breeder (if different from applicant)		
3. Proposed denomination and breeder's reference		
Proposed denomination (if available)	<input type="text"/>	
Breeder's reference	<input type="text"/>	

TECHNICAL QUESTIONNAIRE	Page {x} of {y}	Reference Number:
-------------------------	-----------------	-------------------

#4. Information on the breeding scheme and propagation of the variety

4.1 Breeding scheme

Variety resulting from:

4.1.1 Crossing

(a) controlled cross []
(please state parent varieties)

(b) partially known cross []
(please state known parent variety(ies))

(c) unknown cross []

4.1.2 Mutation []
(please state parent variety)

4.1.3 Discovery and development []
(please state where and when discovered
and how developed)

4.1.4 Other []
(please provide details)

4.2 Method of propagating the variety

4.2.1 Vegetative propagation

(a) cuttings []

(b) *in vitro* propagation []

(c) other (state method) []

4.2.2 Seed []

4.2.3 Other []
(please provide details)

Authorities may allow certain of this information to be provided in a confidential section of the Technical Questionnaire.

TECHNICAL QUESTIONNAIRE	Page {x} of {y}	Reference Number:
-------------------------	-----------------	-------------------

5. Characteristics of the variety to be indicated (the number in brackets refers to the corresponding characteristic in Test Guidelines; please mark the note which best corresponds).

Characteristics	Example Varieties	Note
5.1. Plant: height (1)		
short	Machismo Time	3[]
medium	Dekyen	5[]
tall	Figrand	7[]
5.2 Plant: type (2)		
non bushy	Anastasia, Boulou, Casmo, Reagan	1[]
bushy	Elda White, Golden Mariyo, Guitpolin, Tripoli	2[]
5.3 Flower head: type (30)		
without ray florets	Zeemimosa	1[]
single	Repulse	2[]
semi double	Figrand	3[]
daisy-eyed double	Veria Dark	4[]
double	Delianne	5[]
5.4 <u>Excluding double and daisy-eyed double varieties:</u> (31) Disc: type		
daisy	Figrand	1[]
anemone	Le Mans	2[]
5.5(i) Flower head: diameter (non-disbudded plants) (32)		
small	Yoko Ono	3[]
medium	Ruby Red Reagan	5[]
large	Delianne	7[]
5.5(ii) Flower head: diameter (disbudded plants) (33)		
small	Boris Becker	3[]
medium		5[]
large	Anastasia	7[]

TECHNICAL QUESTIONNAIRE	Page {x} of {y}	Reference Number:
-------------------------	-----------------	-------------------

Characteristics	Delianne	Note
5.6 Flower head: predominant type of ray floret (41)		
ligulate	Figrand	1[]
incurved	Anlymp, Boulou	2[]
spatulate	Banjax	3[]
quilled	Anastasia	4[]
funnel shaped	Repulse	5[]
5.7 Ray floret: number of colors of inner side (62)		
one	Figrand	1[]
two	Machismo Time	2[]
more than two		3[]
5.8(i) Ray floret: <u>main</u> color of inner side (63)		
RHS Colour Chart (indicate reference number)		
.....		
5.8(ii) Ray floret: <u>main</u> color of inner side (63)		
white	Anastasia	1[]
off-white	Delianne	2[]
yellow	Veria Dark	3[]
bronze	Machismo Time	4[]
orange	Balios	5[]
orange pink	Reagan Elite Salmon	6[]
pink	Reagan	7[]
red	Ruby Red Reagan	8[]
red purple	Scott	9[]
purple		10[]
green	Yoko Ono	11[]
other color (indicate)		12[]
.....		

TECHNICAL QUESTIONNAIRE	Page {x} of {y}	Reference Number:
-------------------------	-----------------	-------------------

Characteristics	Example Varieties	Note
5.9(i) Ray floret: <u>second</u> color of inner side (64) RHS Colour Chart (indicate reference number) 		
5.9(ii) Ray floret: <u>second</u> color of inner side (64)		
white		1[]
off-white		2[]
yellow		3[]
bronze		4[]
orange		5[]
orange pink		6[]
pink	North Bay	7[]
red	Machismo Time	8[]
red purple	Orinocco	9[]
purple		10[]
green		11[]
other color (indicate)		12[]

TECHNICAL QUESTIONNAIRE	Page {x} of {y}	Reference Number:
-------------------------	-----------------	-------------------

6. Similar varieties and differences from these varieties

Please use the following table and box for comments to provide information on how your candidate variety differs from the variety (or varieties) which, to the best of your knowledge, is (or are) most similar. This information may help the examination authority to conduct its examination of distinctness in a more efficient way.

Denomination(s) of variety(ies) similar to your candidate variety	Characteristic(s) in which your candidate variety differs from the similar variety(ies)	Describe the expression of the characteristic(s) for the similar variety(ies)	Describe the expression of the characteristic(s) for your candidate variety
<i>Example</i>	<i>Flower head: diameter</i>	<i>small</i>	<i>medium</i>

Comments:

TECHNICAL QUESTIONNAIRE	Page {x} of {y}	Reference Number:
-------------------------	-----------------	-------------------

#7. Additional information which may help in the examination of the variety

7.1 In addition to the information provided in sections 5 and 6, are there any additional characteristics which may help to distinguish the variety?

Yes [] No []

(If yes, please provide details)

7.2 Are there any special conditions for growing the variety or conducting the examination?

Yes [] No []

(If yes, please provide full details including reason)

7.3 Use

Please complete according to the growing regime to which the variety is primarily adapted:

7.3.1 Is the variety intended to be grown

- (a) in the glasshouse or under other protection []
- (b) outdoors []

7.3.2 Is the variety intended to be grown with artificial daylength control

- (a) yes []
 indicate response group in days
- (b) no []
 indicate natural flowering season

7.3.3 Is the variety intended for disbudding

- (a) yes []
- (b) no []

7.3.4 Is the **main** use of the variety:

- (a) pot plant []
- (b) cut flower []
- (c) garden []
- (d) other []
 (please provide details).....

7.4 A representative color photograph of the variety should accompany the Technical Questionnaire.

Authorities may allow certain of this information to be provided in a confidential section of the Technical Questionnaire.

TECHNICAL QUESTIONNAIRE	Page {x} of {y}	Reference Number:
-------------------------	-----------------	-------------------

8. Authorization for release

(a) Does the variety require prior authorization for release under legislation concerning the protection of the environment, human and animal health?

Yes [] No []

(b) Has such authorization been obtained?

Yes [] No []

If the answer to (b) is yes, please attach a copy of the authorization.

9. Information on plant material to be examined or submitted for examination.

9.1 The expression of a characteristic or several characteristics of a variety may be affected by factors, such as pests and disease, chemical treatment (e.g. growth retardants or pesticides), effects of tissue culture, different rootstocks, scions taken from different growth phases of a tree, etc.

9.2 The plant material should not have undergone any treatment which would affect the expression of the characteristics of the variety, unless the competent authorities allow or request such treatment. If the plant material has undergone such treatment, full details of the treatment must be given. In this respect, please indicate below, to the best of your knowledge, if the plant material to be examined has been subjected to:

- | | | |
|---|---------|--------|
| (a) Microorganisms (e.g. virus, bacteria, phytoplasma) | Yes [] | No [] |
| (b) Chemical treatment (e.g. growth retardant, pesticide) | Yes [] | No [] |
| (c) Tissue culture | Yes [] | No [] |
| (d) Other factors | Yes [] | No [] |

Please provide details for where you have indicated "yes".

.....

TECHNICAL QUESTIONNAIRE	Page {x} of {y}	Reference Number:
-------------------------	-----------------	-------------------

10. I hereby declare that, to the best of my knowledge, the information provided in this form is correct:

Applicant's name

Signature

Date

[End of document]